

## SHEET INDEX

Sheet Number	Sheet Name
A0.00	Cover Sheet
A0.01	Drawing Information, Index & Key Plan
A0.02	Site Environmental Study
A0.03	Design Approach Diagrams
A0.04	Site Plan
A0.05	Demolition Plan
A1.01	Ground Floor Plan
A1.02	Second Floor Plan
A1.03	Third Floor Plan
A2.01	Building Longitudinal Section
A2.02	Building Cross Section
A2.03	Building Cross Section
A2.04	Building Cross Section
A2.05	Exterior Elevation
A2.06	Exterior Elevation
A2.07	Exterior Elevation
A3.01	Wall Section & Assemblies
A3.02	Perforated Screen Elevation & Detail
A3.03	Perforated Screen Pattern
A4.01	Enlarged Stair Plan & Details
A4.02	Stair Section & Details
A4.03	Enlarged Washroom Plan
A4.04	Enlarged Service Bay Plan
A5.01	Wall Section Details
A5.02	Wall Section Details
A5.03	Wall Section Details
A5.04	Wall Section Details
A6.01	Experiential Section A
A6.02	Experiential Section B
A6.03	Experiential Section C
A6.04	Detailed Tectonic Bay Model
A6.05	Renderings
A6.06	Renderings
A6.07	Renderings
E1.01	Lighting Systems & Strategies
M1.01	Heating / Cooling Strategy - Ground Floor
M1.02	Heating / Cooling Strategy - Second Floor
M1.03	HVAC - Ground Floor
M1.04	HVAC - Second Floor
M1.05	Passive Cooling Strategy
M1.06	Water Management Strategies
S1.01	Primary Structural Diagram
S1.02	Primary Structural Diagram
S1.03	Secondary Structural Diagram
S1.04	Secondary Structural Diagram
S1.05	Tertiary Structural Systems
S1.06	Tertiary Structural Systems



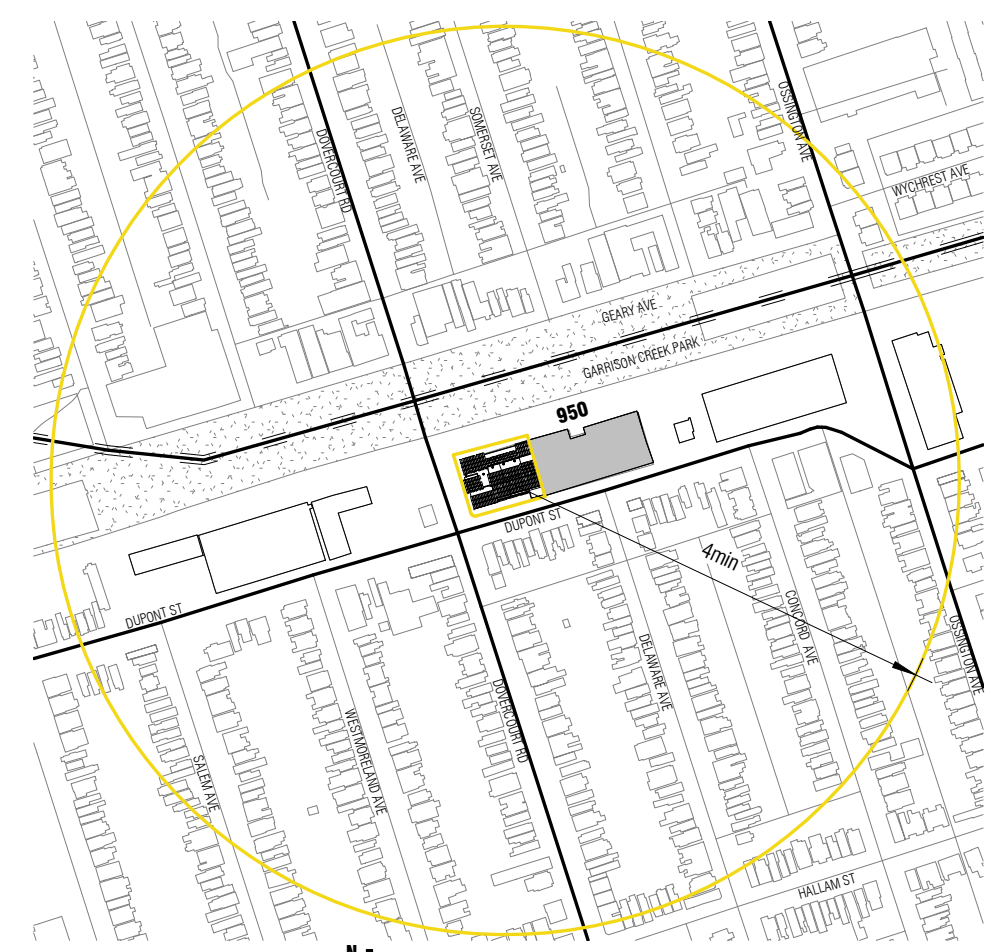
## NOMAD - Overland Outfitters

Project	100% Review
Issue	12.12.19
Issue Date	ARCS 5105
Course Number	950 Dupont, Toronto ON.
Project Address	

# TREMBLAY

100933691 - Joel C. Tremblay  
joeltremblay8@gmail.com | 416.908.2261

D:\006\_Dropbox\Dropbox\Drop Box 2015\006\_SCHOOL\02\ARCS 5105\001\Revit\950 Dupont - Design Development 18 - Presentation.rvt



1 Key Context Plan  
1 : 5000



2 Key Map  
N.T.S.

## PROJECT DESCRIPTION

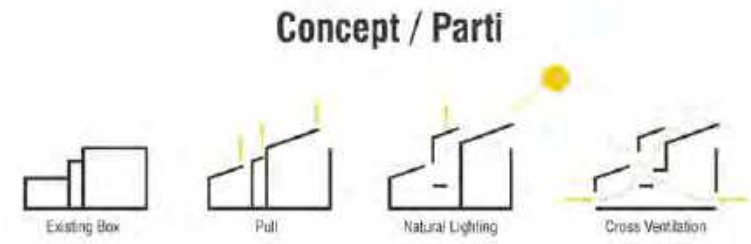
"Overlanding is about exploration, rather than conquering obstacles. While the roads and trails we travel might be rough or technically challenging, they are the means to an end, not the goal itself. The goal is to see and learn about our world, whether on a weekend trip 100 miles from home or a 10,000-mile expedition across another continent. The vehicle and equipment can be simple or extravagant - they, too, are simply means to an end. History, wildlife, culture, scenery, self-sufficiency - these are the rewards of overlanding." -overlandjournal.com

NOMAD is an adaptive reuse project of an existing 1500m<sup>2</sup> steel industrial building in Toronto. The site was once occupied by Hamilton Gears, a metal machine fabrication workshop founded in 1911, where they fabricated actuators for the locks on the St. Lawrence Seaway; the pilot's canopy of the Avro Arrow; and the sliding roof of the Rogers Centre. The historical impact and qualities of the site lay out the foundation for a new kind of workshop: a Overland Outfitting base paired with Educational and Research initiatives.

Overlanding is often confused with "off-roading" and / or "road trips". The main difference is that overlanding is about appreciating the journey and taking in the landscape rather than any specific destination. Overlanding can be argued to be a more sustainable method of exploring, one that is humble, connected to nature and the land upon you travel. When considering overland travel, it is essential to be prepared with the proper gear and knowledge, all of which is a paramount part of the experience.

Typically, overlanders are found modifying their vehicles in driveways and gathering in parking lots. There is an abundance of public information available on what gear to use and survival techniques to know. However, all of this can be overwhelming and could result in misinterpretation or catastrophic failure. The facility houses program that engages the public and promotes the sharing of experiences and knowledge as well as the design and fabrication of gear directly for the end-user. The project seeks to establish a place that celebrates the experience of preparing a vehicle and person for overland travel. The goal is to create an urban hub for a growing community that is all about getting out and exploring the world in a responsible way.

The concept of the project investigates how you might overland "architecturally". The parti explores the possibility of how the project can celebrate the journey between spaces and orient itself to the surrounding environment. The program is woven between existing structural bays allowing for large, clear-span spaces and the opportunity to create interesting spatial overlap. A main artery runs East-West serving as a circulation walkway as well as a medium to introduce natural ventilation and daylight to the workshop program that operates in the North-South orientation.



3 Existing Aerial View  
N.T.S.

### ROOM SCHEDULE

Name	Area
3D Printing	17 m <sup>2</sup>
Assembly Workstation 01	53 m <sup>2</sup>
Assembly Workstation 02	54 m <sup>2</sup>
Assembly Workstation 03	57 m <sup>2</sup>
Atrium Space	57 m <sup>2</sup>
Cafe	120 m <sup>2</sup>
Classroom / Auditorium	179 m <sup>2</sup>
Design Lab	124 m <sup>2</sup>
Entry / Lobby	79 m <sup>2</sup>
Living Machine	77 m <sup>2</sup>
Lookout	8 m <sup>2</sup>
Lounge	105 m <sup>2</sup>
Maker Lab	82 m <sup>2</sup>
Mech. Shaft	8 m <sup>2</sup>
Mechanical	36 m <sup>2</sup>
Meeting Room	33 m <sup>2</sup>
Metal Fabrication Workshop	290 m <sup>2</sup>
Outdoor Seating / Overflow	67 m <sup>2</sup>
Paint Booth	27 m <sup>2</sup>
Service Bay 01	79 m <sup>2</sup>
Service Bay 02	79 m <sup>2</sup>
Service Bay 03	79 m <sup>2</sup>
Shipping / Receiving	103 m <sup>2</sup>
Show Floor / Retail	83 m <sup>2</sup>
Storage	131 m <sup>2</sup>
Walkway	186 m <sup>2</sup>
WR	14 m <sup>2</sup>
WR	18 m <sup>2</sup>
WR	10 m <sup>2</sup>
WR	9 m <sup>2</sup>
TOTAL	2262 m <sup>2</sup>



# TREMBLAY

Joel C. Tremblay | 416.908.2271  
100933691 | joeltremblay8@gmail.com

12.12.19	100% Review	JCT
11.29.19	90% Review	JCT
11.01.19	60% Review	JCT
10.04.19	30% Review	JCT
date:	revision:	by:

#### WALL SYMBOLS

PROPOSED CONSTRUCTION:

EXISTING TO REMAIN:

TO BE DEMOLISHED:

PROPERTY LINE:

#### DRAWING LEGEND

SECTION MARKER VIEW:

DRAWING REFERENCE:

DRAWING SHEET:

FLOOR LEVEL ELEVATION: NAME OF LEVEL:

DOOR NUMBER:

WALL TYPE:

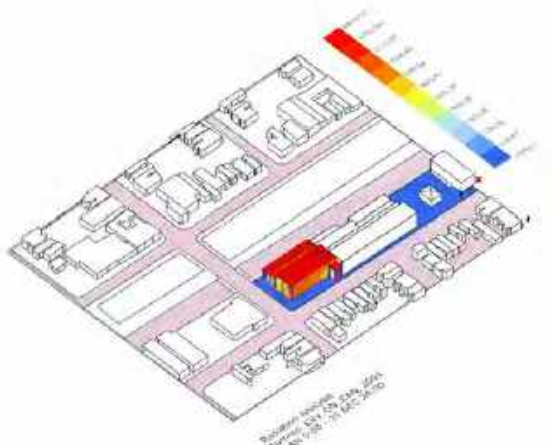
## NOMAD - Overland Outfitters

950 Dupont, Toronto ON.

## Drawing Information, Index & Key Plan

scale:	As indicated
drawn by:	JCT
course title:	GATEWAY
course number:	ARCS 5105
plot date:	11.01.19
drawing number:	

# A0.01



~1000 - 1400 kWh/m<sup>2</sup> yearly Radiation Exposure

12/11/2019 5:52:02 AM



# TREMBLAY

Joel C. Tremblay | 416.908.2271  
100933691 | joeltremblay8@gmail.com

12.12.19	100% Review	JCT
11.29.19	90% Review	JCT
11.01.19	60% Review	JCT
10.04.19	30% Review	JCT
date:	revision:	by:

### Community

Walk Score <b>91</b>	Transit Score <b>85</b>	Bike Score <b>89</b>
-------------------------	----------------------------	-------------------------

### Ecology

Site Area <b>22,930sf</b>	Vegetation <b>5,000sf</b>	Green Roof <b>3,100sf</b>
------------------------------	------------------------------	------------------------------

### Water

Toronto Water Precipitation <b>30.9in</b>	2-Hr + 2hr Flood <b>3.3in</b>	Waste Management <b>82%</b>
--	----------------------------------	--------------------------------

### Resources

Embodied CO2 <b>599t</b>	Existing Structure <b>Steel</b>	New Construction <b>CLT</b>
-----------------------------	------------------------------------	--------------------------------

## NOMAD - Overland Outfitters

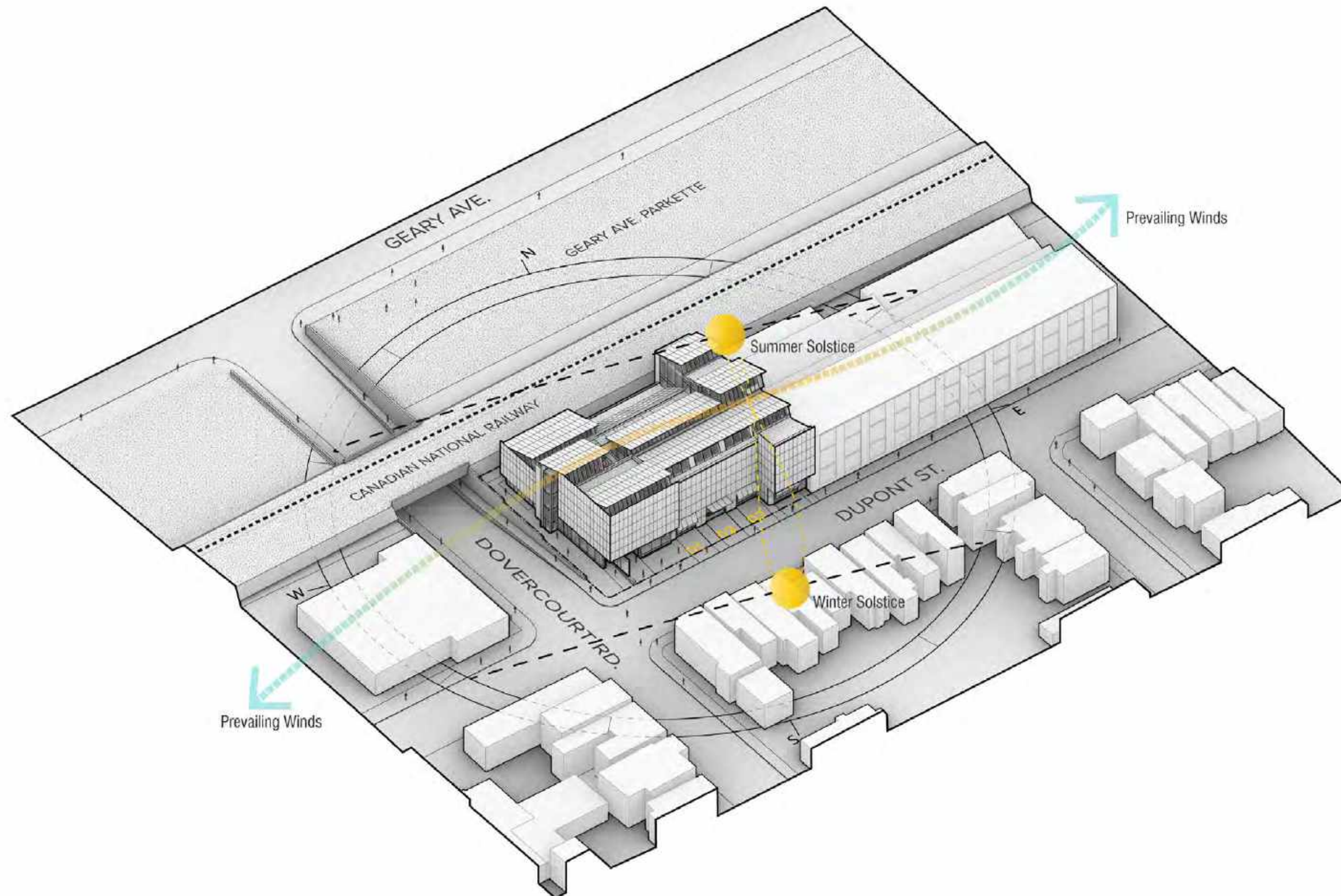
950 Dupont, Toronto ON.

### Site Environmental Study

scale:	N.T.S.
drawn by:	JCT
course title:	GATEWAY
course number:	ARCS 5105
plot date:	11.01.19

drawing number:

# A0.02



Prevailing Winds

Prevailing Winds

Summer Solstice

Winter Solstice

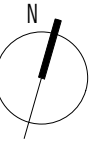
GEARY AVE.

GEARY AVE. PARKETTE

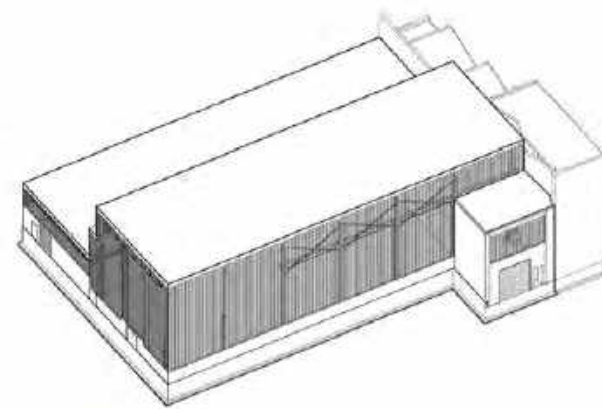
CANADIAN NATIONAL RAILWAY

DUPONT ST.

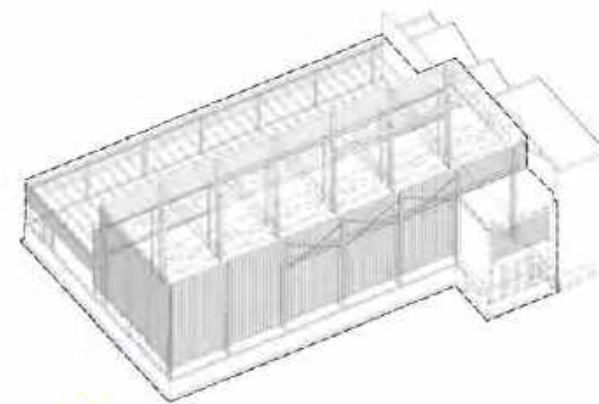
DOVERCOURT RD.



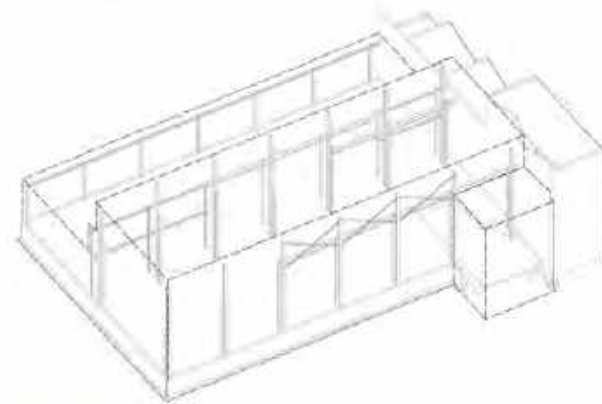
12.12.19	100% Review	JCT
11.29.19	90% Review	JCT
11.01.19	60% Review	JCT
10.04.19	30% Review	JCT
date:	revision:	by:



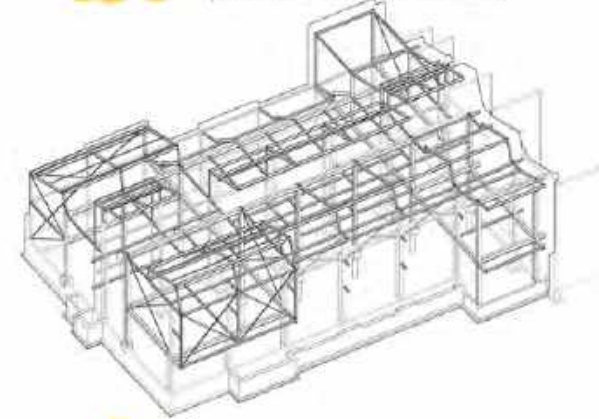
**a.** Existing Building, Steel Structure & Single Pane Glazing



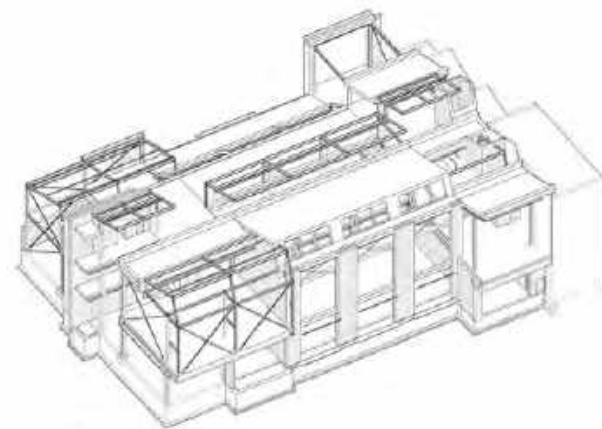
**b.** Removal of Existing Envelope & Roof Structure  
(Steel kept to be used for fabrication)



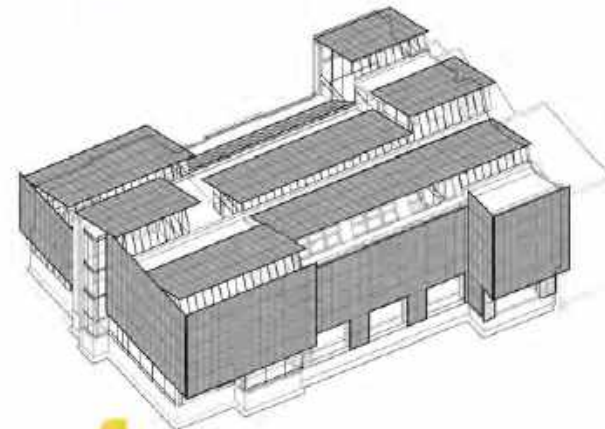
**c.** Remains of Existing Steel



**d.** New Steel Roof & Floor Structure



**e.** CLT Walls, Roofs & Floors



**f.** Secondary shading facade  
(perforated translucent fiberglass panels)

## NOMAD - Overland Outfitters

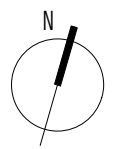
950 Dupont, Toronto ON.

## Design Approach Diagrams

scale:	N.T.S.
drawn by:	JCT
course title:	GATEWAY
course number:	ARCS 5105
plot date:	11.01.19

drawing number:

# A0.03



# TREMBLAY

Joel C. Tremblay | 416.908.2271  
100933691 | joeltremblay8@gmail.com

12.12.19	100% Review	JCT
11.29.19	90% Review	JCT
11.01.19	60% Review	JCT
10.04.19	30% Review	JCT
date:	revision:	by:

### SITEPLAN LEGEND

- PEDESTRIAN ACCESS
- VEHICULAR ACCESS
- EXISTING BUILDING
- GREENSCAPE
- HARDSCAPING
- STREET CENTERLINE

## NOMAD - Overland Outfitters

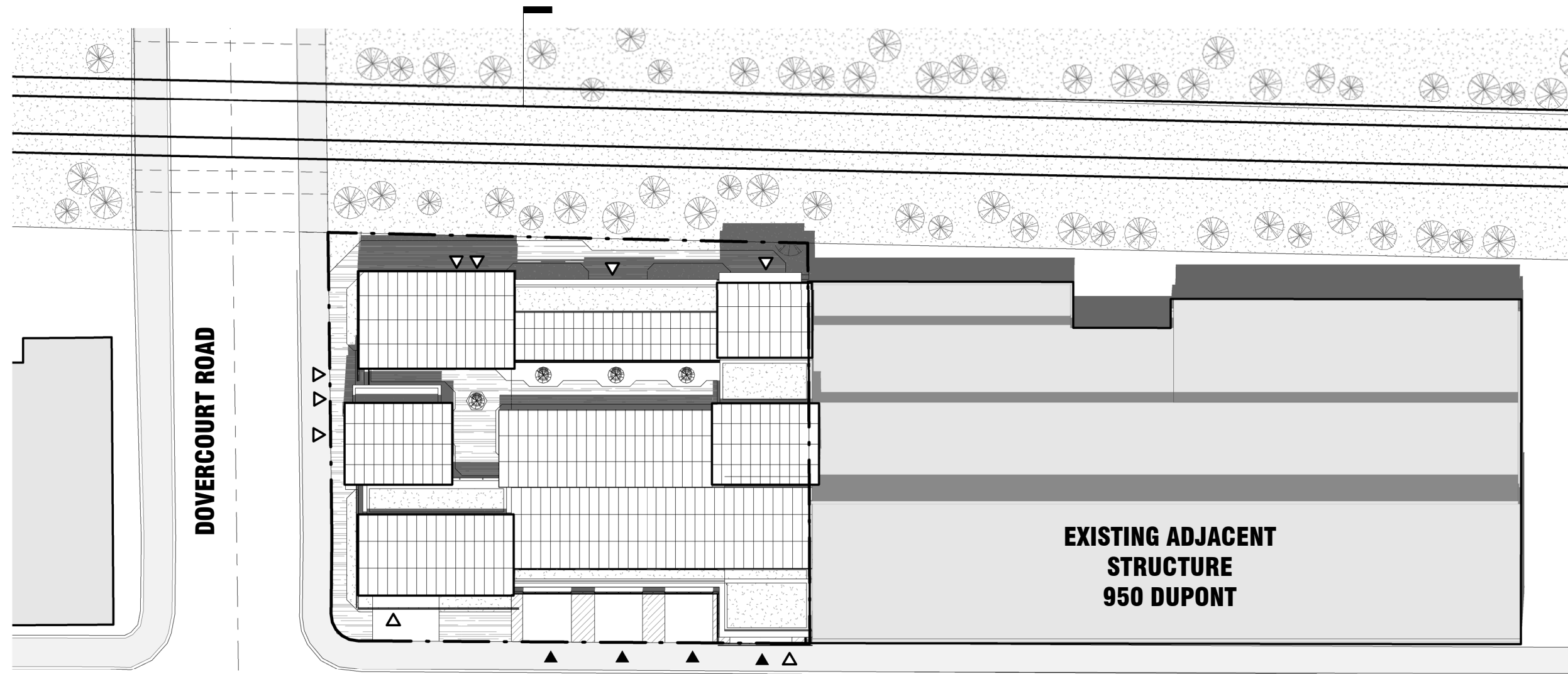
950 Dupont, Toronto ON.

### Site Plan

scale:	As indicated
drawn by:	JCT
course title:	GATEWAY
course number:	ARCS 5105
plot date:	11.01.19

drawing number:

# A0.04



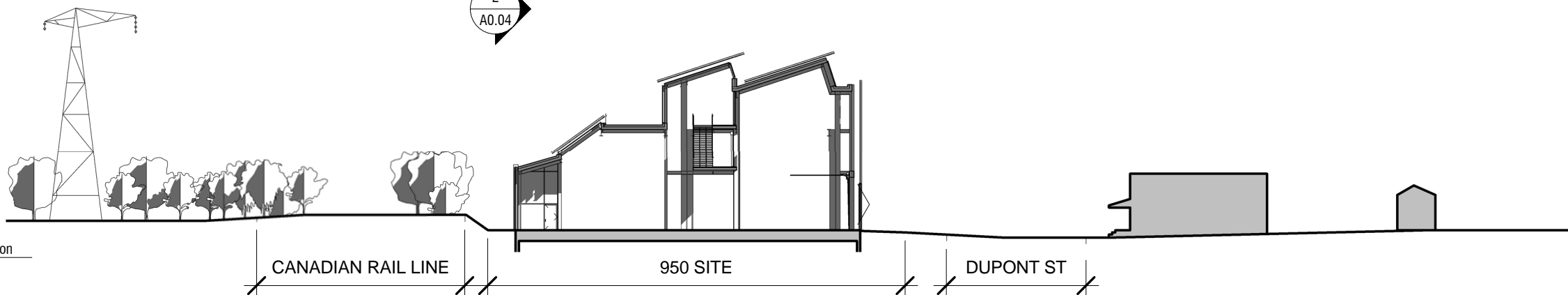
**DUPONT STREET**

\*SUMMER SOLSTICE SHADOW STUDY

1 Site Plan  
1:500

2  
A0.04

2 Site Section  
1:500

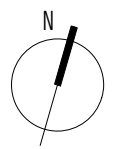


CANADIAN RAIL LINE

950 SITE

DUPONT ST

D:\006\_Dropbox\Dropbox\Drop Box 2015\Dropbox\001\_PERSONAL FILES\002\_SCHOOL\W2\ARCS 5105\Model\Revit\950 Dupont - Design Development 18 - Presentation.rvt 12/11/2019 5:52:10 AM



12.12.19	100% Review	JCT
11.29.19	90% Review	JCT
11.01.19	60% Review	JCT
10.04.19	30% Review	JCT
date:	revision:	by:

## NOMAD - Overland Outfitters

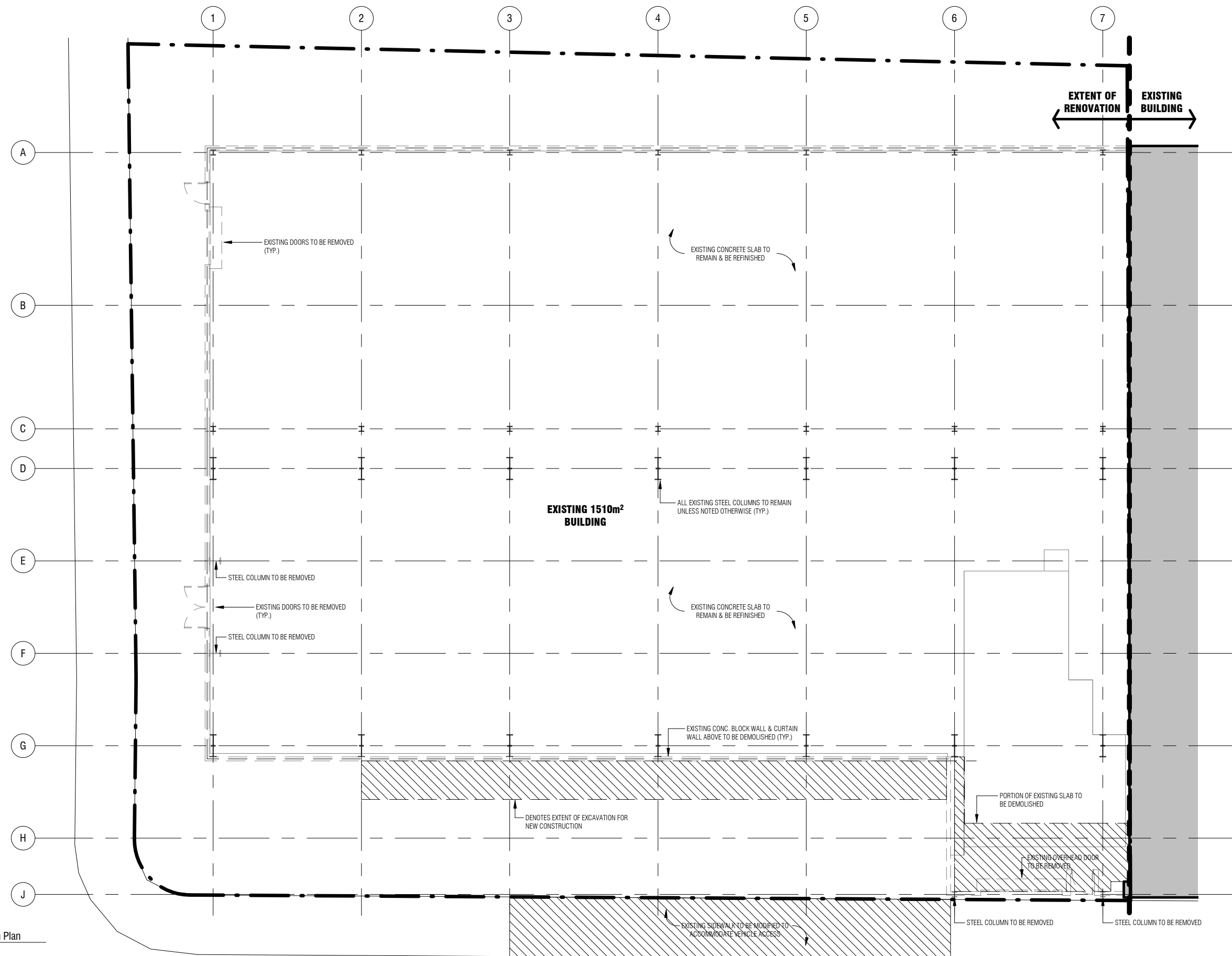
950 Dupont, Toronto ON.

### Demolition Plan

scale:	1 : 200
drawn by:	JCT
course title:	GATEWAY
course number:	ARCS 5105
plot date:	11.01.19

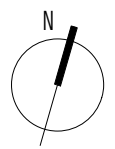
drawing number:

# A0.05



1 Demolition Plan  
1 : 200

12/11/2019 5:52:11 AM D:\006\_Dropbox\Dropbox\Drop Box 2015\Dropbox\001\_PERSONAL FILES\002\_SCHOOL\W2\ARCS 5105\Modell\Revit\950 Dupont - Design Development 18 - Presentation.rvt



12.12.19	100% Review	JCT
11.29.19	90% Review	JCT
11.01.19	60% Review	JCT
10.04.19	30% Review	JCT
date:	revision:	by:

## NOMAD - Overland Outfitters

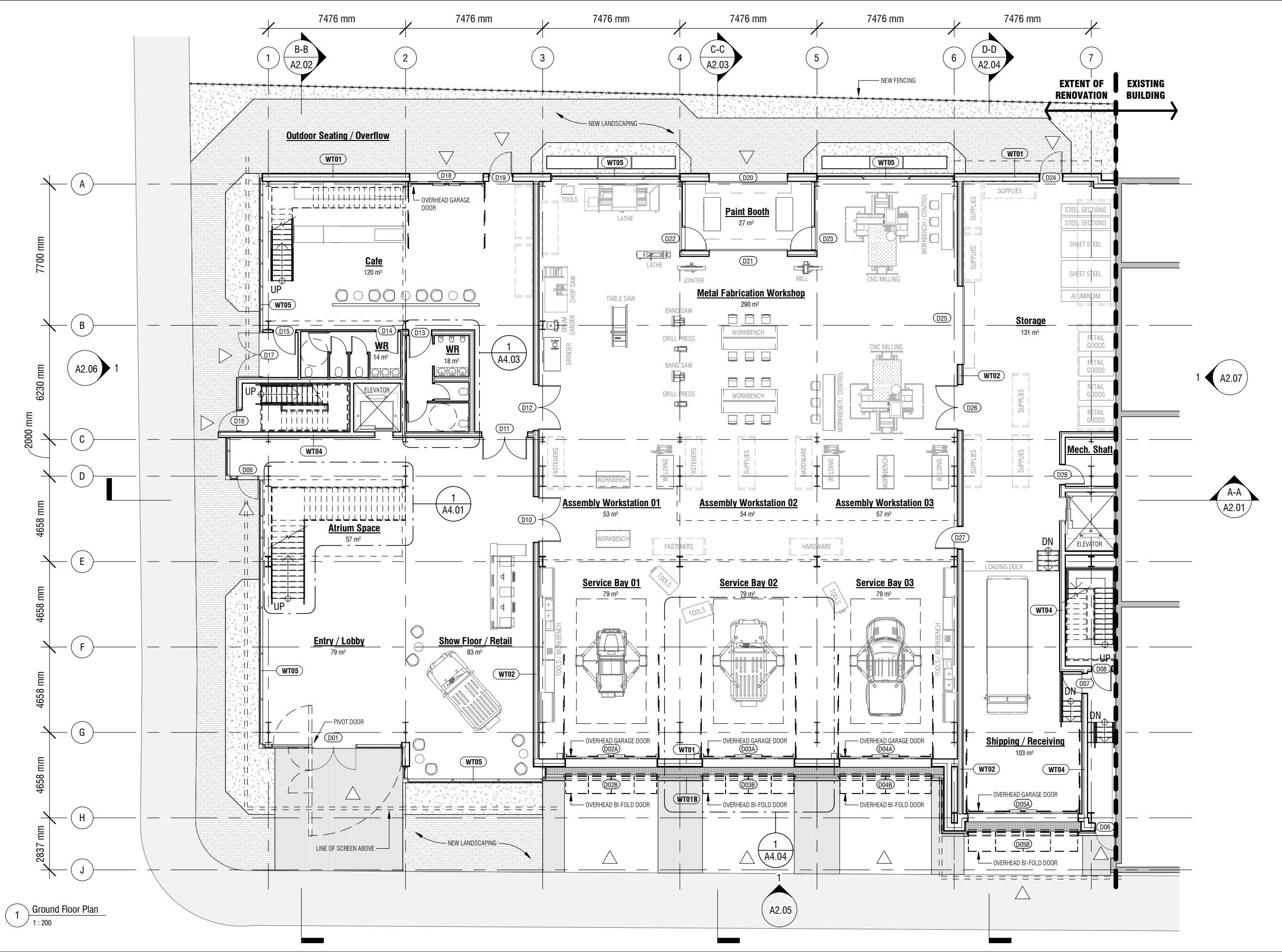
950 Dupont, Toronto ON.

### Ground Floor Plan

scale:	1 : 200
drawn by:	JCT
course title:	GATEWAY
course number:	ARCS 5105
plot date:	11.01.19

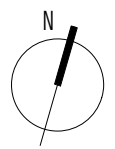
drawing number:

# A1.01



1 Ground Floor Plan  
1 : 200

12/11/2019 5:52:37 AM D:\006\_Dropbox\Drop Box 2015\Dropbox\001\_PERSONAL FILES\002\_SCHOOL\W2\ARCS 5105\Mode\Revit\950 Dupont - Design Development 18 - Presentation.rvt



12.12.19	100% Review	JCT
11.29.19	90% Review	JCT
11.01.19	60% Review	JCT
10.04.19	30% Review	JCT
date:	revision:	by:

## NOMAD - Overland Outfitters

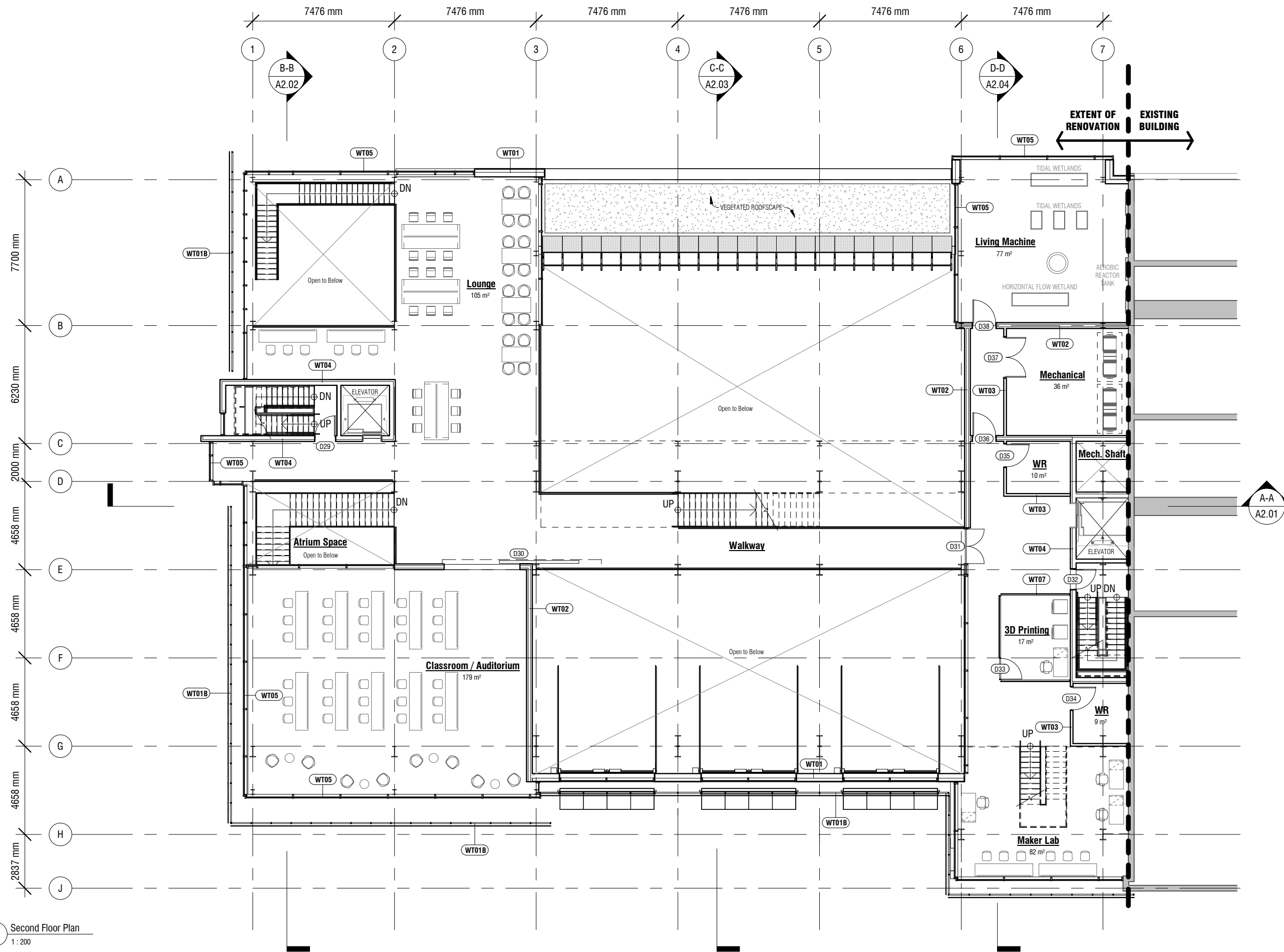
950 Dupont, Toronto ON.

### Second Floor Plan

scale:	1 : 200
drawn by:	JCT
course title:	GATEWAY
course number:	ARCS 5105
plot date:	11.01.19

drawing number:

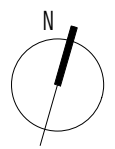
# A1.02



1 Second Floor Plan  
1 : 200

12/11/2019 5:52:39 AM D:\006\_Dropbox\Dropbox\Drop Box 2015\Dropbox\001\_PERSONAL FILES\002\_SCHOOL\W2\ARCS 5105\Mode\Revit\950 Dupont - Design Development 18 - Presentation.rvt





12.12.19	100% Review	JCT
11.29.19	90% Review	JCT
11.01.19	60% Review	JCT
10.04.19	30% Review	JCT
date:	revision:	by:

## NOMAD - Overland Outfitters

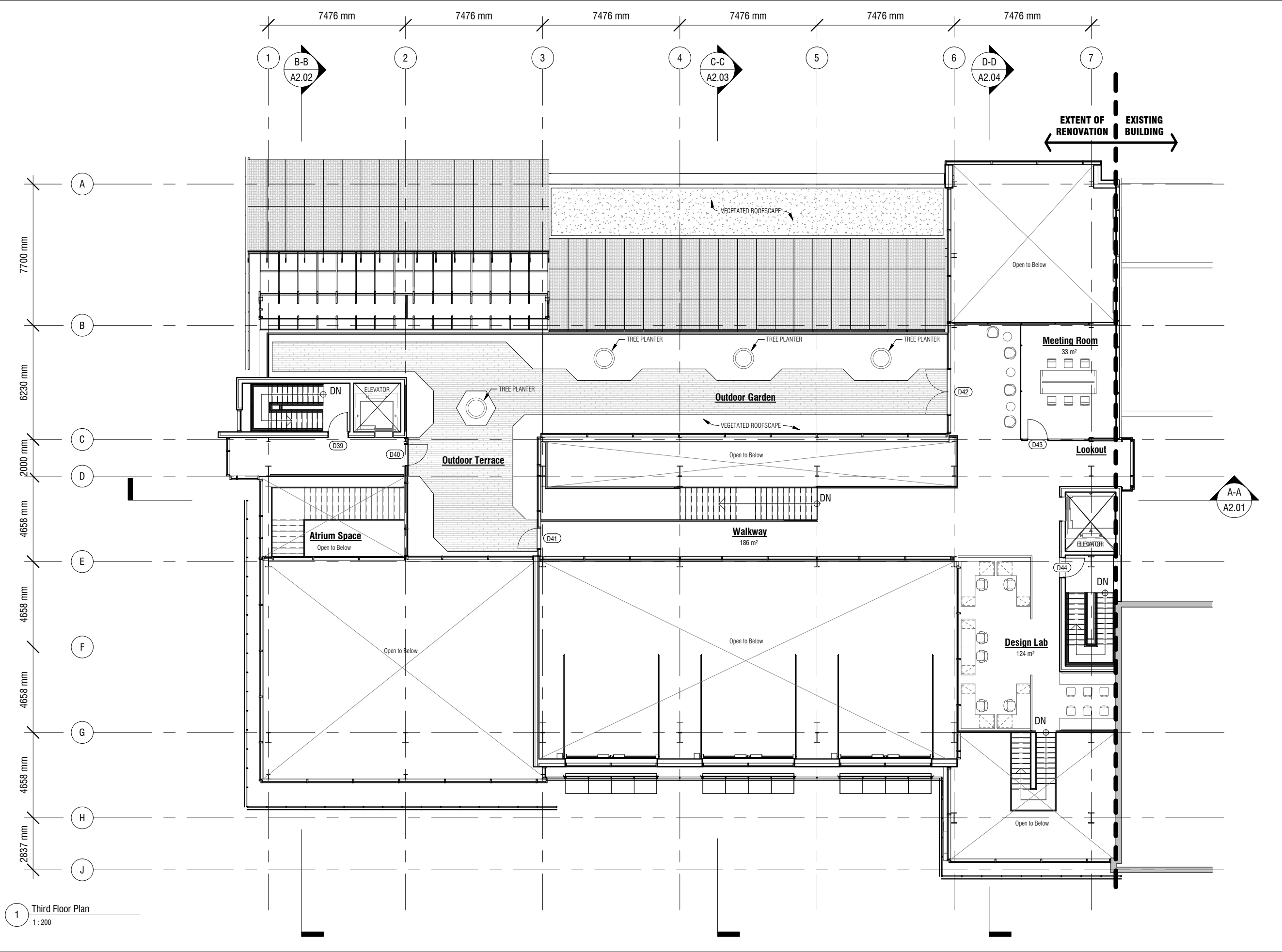
950 Dupont, Toronto ON.

### Third Floor Plan

scale:	1 : 200
drawn by:	JCT
course title:	GATEWAY
course number:	ARCS 5105
plot date:	11.01.19

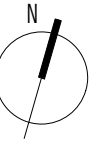
drawing number:

# A1.03

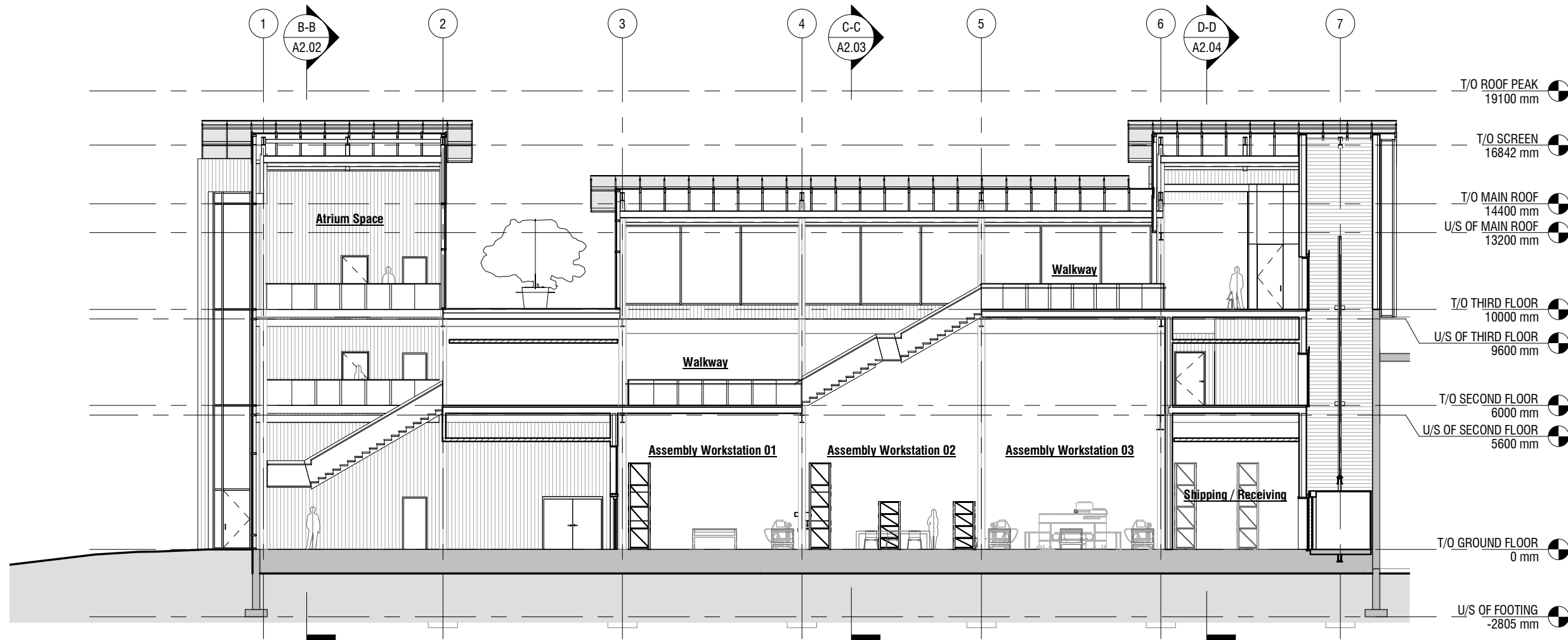


1 Third Floor Plan  
1 : 200

12/11/2019 5:52:53 AM D:\006\_Dropbox\Dropbox\Drop Box 2015\Dropbox\001\_PERSONAL FILES\002\_SCHOOL\W2\ARCS 5105\Model\Revit\950 Dupont - Design Development 18 - Presentation.rvt



12.12.19	100% Review	JCT
11.29.19	90% Review	JCT
11.01.19	60% Review	JCT
10.04.19	30% Review	JCT
date:	revision:	by:



A-A Longitudinal Section  
1 : 200

## NOMAD - Overland Outfitters

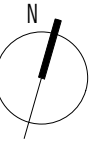
950 Dupont, Toronto ON.

## Building Longitudinal Section

scale: 1 : 200  
 drawn by: JCT  
 course title: GATEWAY  
 course number: ARCS 5105  
 plot date: 11.01.19

drawing number:

# A2.01



12.12.19	100% Review	JCT
11.29.19	90% Review	JCT
11.01.19	60% Review	JCT
10.04.19	30% Review	JCT
date:	revision:	by:

## NOMAD - Overland Outfitters

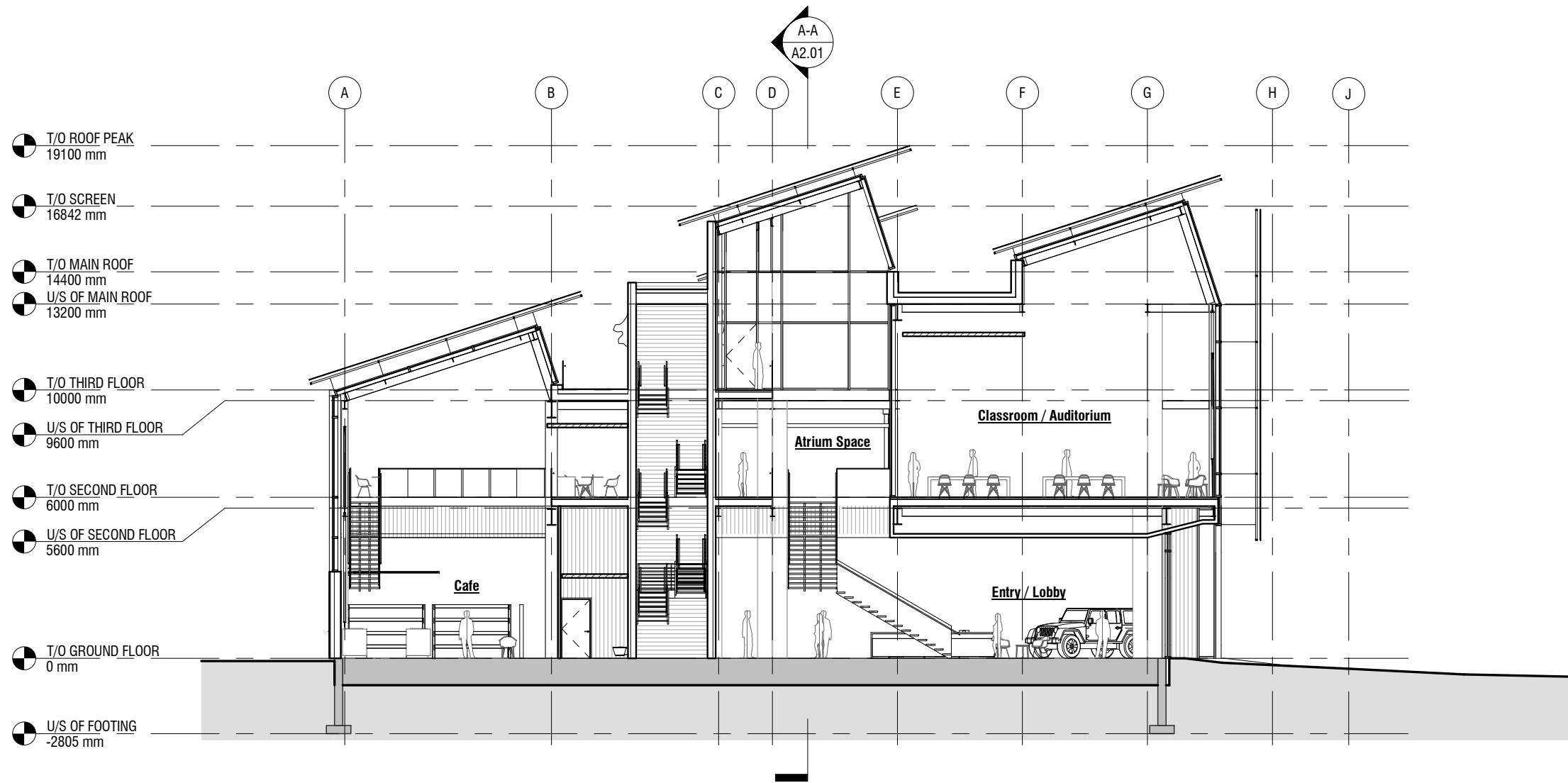
950 Dupont, Toronto ON.

### Building Cross Section

scale:	1 : 200
drawn by:	JCT
course title:	GATEWAY
course number:	ARCS 5105
plot date:	11.01.19

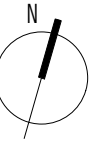
drawing number:

# A2.02

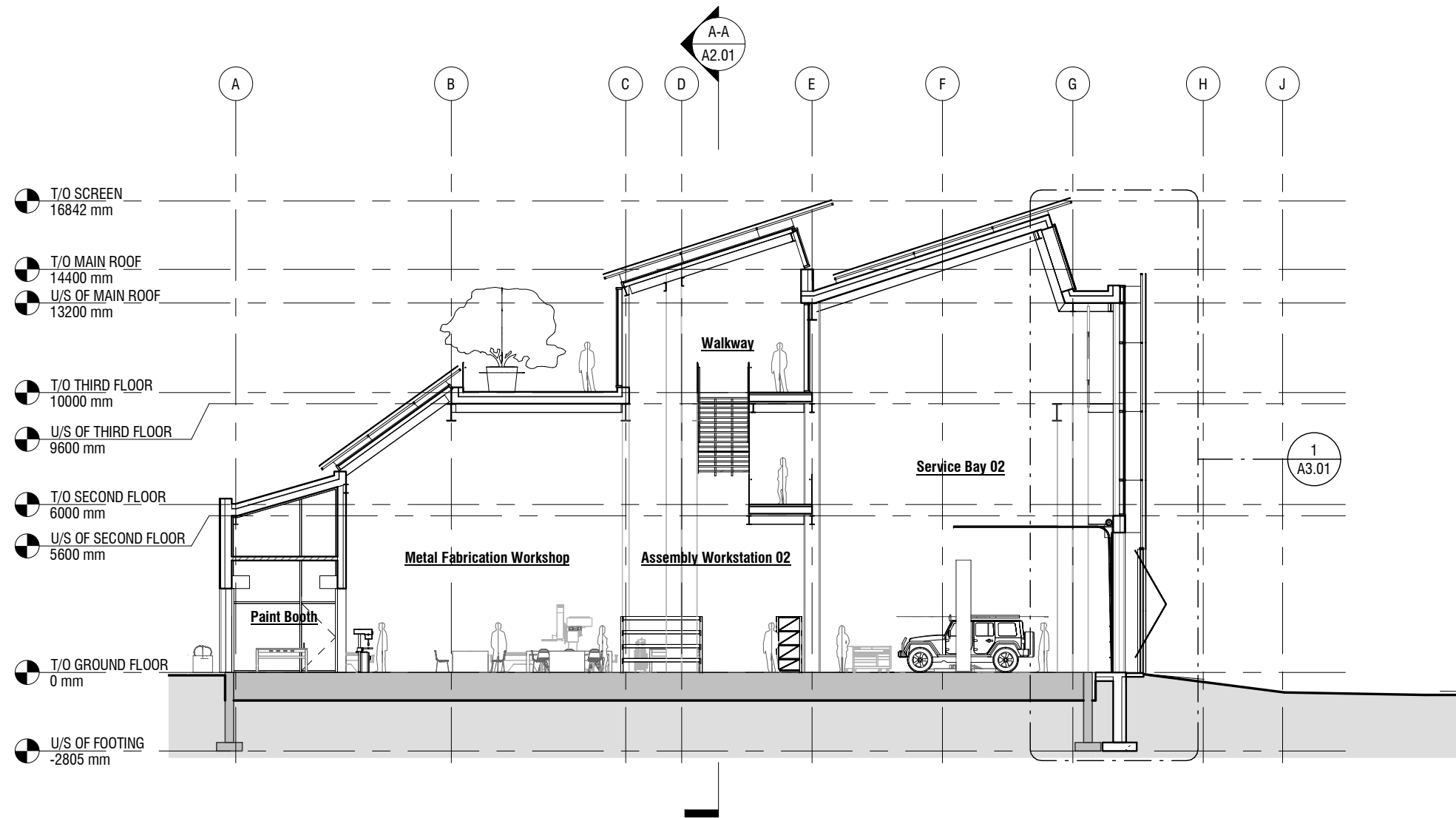


- T/O ROOF PEAK  
19100 mm
- T/O SCREEN  
16842 mm
- T/O MAIN ROOF  
14400 mm
- U/S OF MAIN ROOF  
13200 mm
- T/O THIRD FLOOR  
10000 mm
- U/S OF THIRD FLOOR  
9600 mm
- T/O SECOND FLOOR  
6000 mm
- U/S OF SECOND FLOOR  
5600 mm
- T/O GROUND FLOOR  
0 mm
- U/S OF FOOTING  
-2805 mm

**B-B** Cross Section  
1 : 200



12.12.19	100% Review	JCT
11.29.19	90% Review	JCT
11.01.19	60% Review	JCT
10.04.19	30% Review	JCT
date:	revision:	by:



T/O SCREEN  
16842 mm

T/O MAIN ROOF  
14400 mm

U/S OF MAIN ROOF  
13200 mm

T/O THIRD FLOOR  
10000 mm

U/S OF THIRD FLOOR  
9600 mm

T/O SECOND FLOOR  
6000 mm

U/S OF SECOND FLOOR  
5600 mm

T/O GROUND FLOOR  
0 mm

U/S OF FOOTING  
-2805 mm

C-C Cross Section  
1 : 200

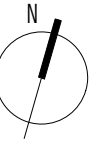
## NOMAD - Overland Outfitters

950 Dupont, Toronto ON.

### Building Cross Section

scale:	1 : 200
drawn by:	JCT
course title:	GATEWAY
course number:	ARCS 5105
plot date:	11.01.19

drawing number:



12.12.19	100% Review	JCT
11.29.19	90% Review	JCT
11.01.19	60% Review	JCT
10.04.19	30% Review	JCT
date:	revision:	by:

## NOMAD - Overland Outfitters

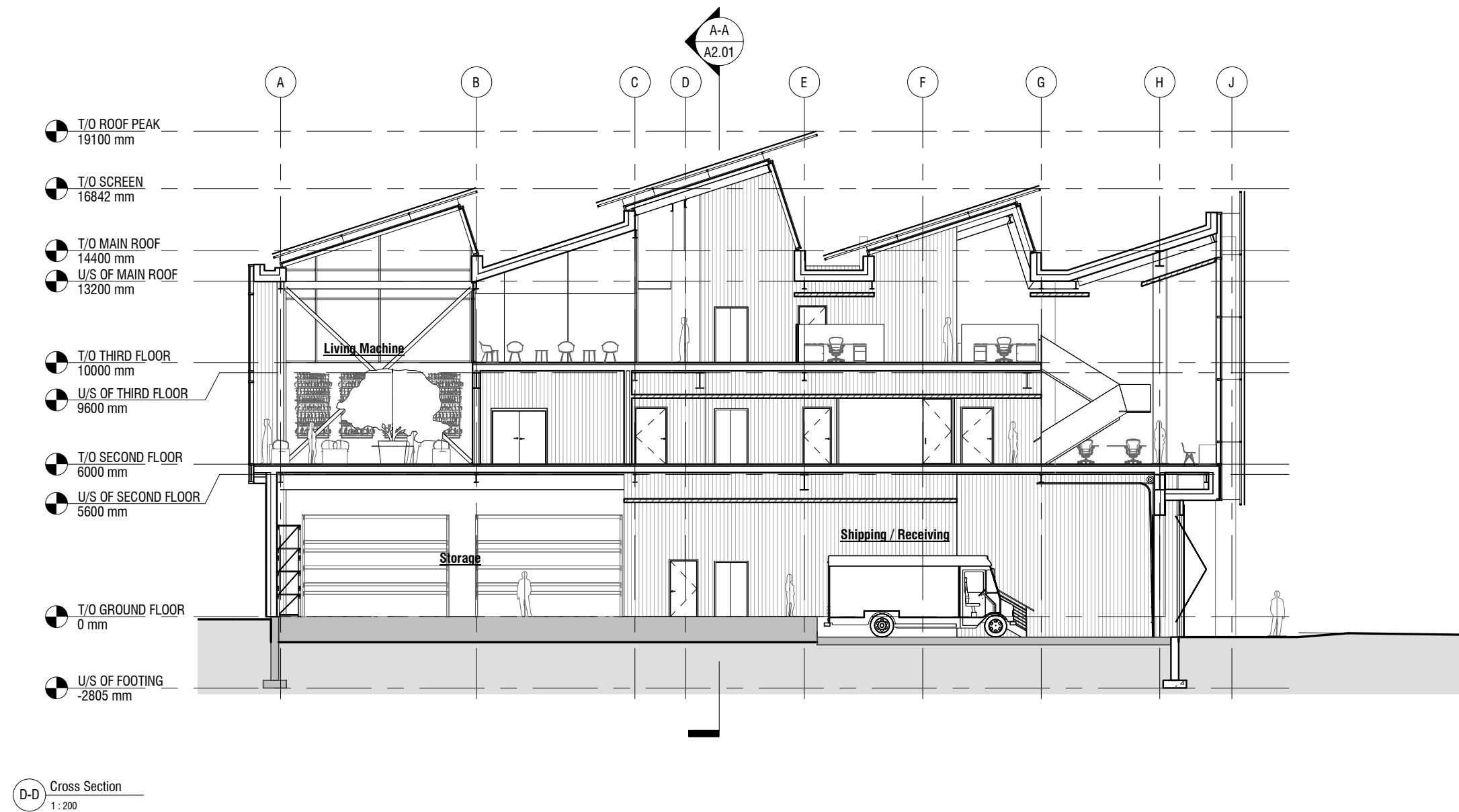
950 Dupont, Toronto ON.

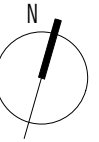
### Building Cross Section

scale:	1 : 200
drawn by:	JCT
course title:	GATEWAY
course number:	ARCS 5105
plot date:	11.01.19

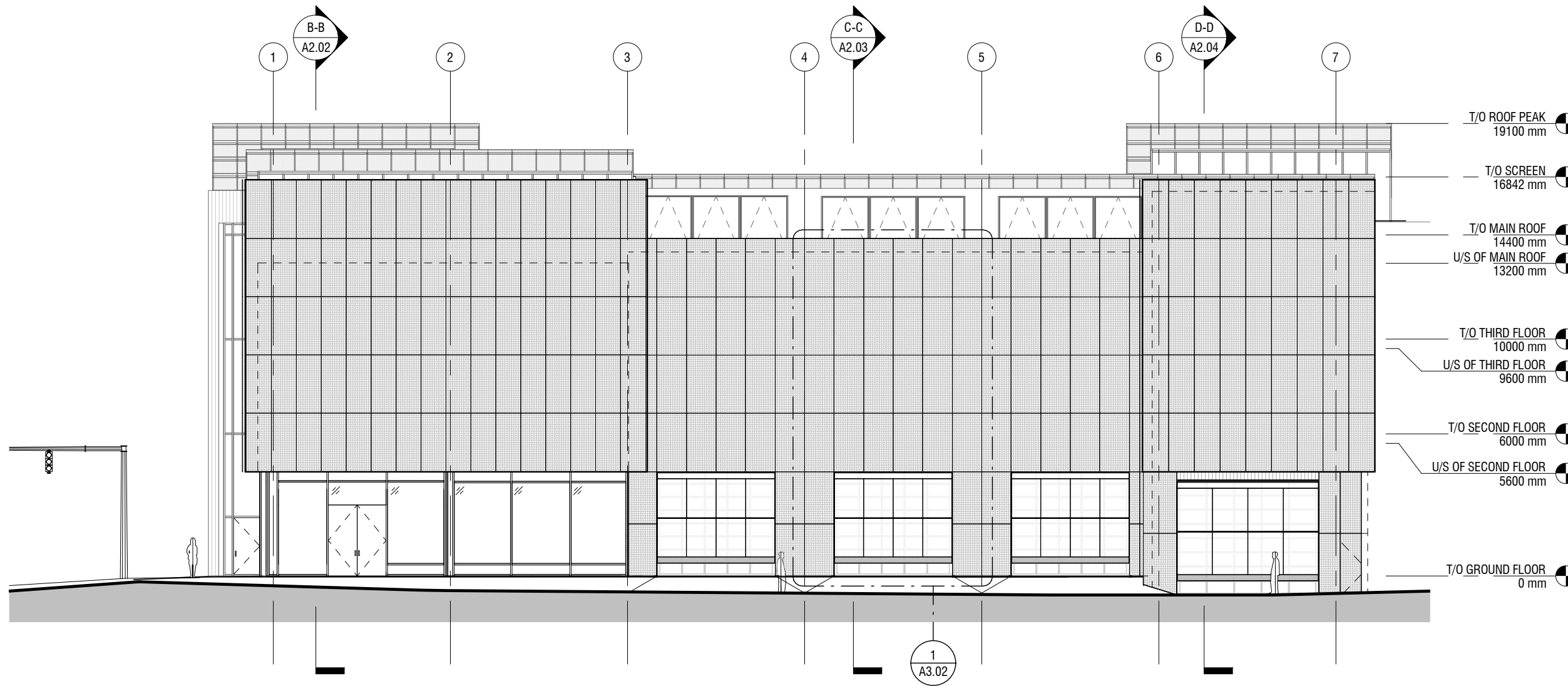
drawing number:

# A2.04





12.12.19	100% Review	JCT
11.29.19	90% Review	JCT
11.01.19	60% Review	JCT
10.04.19	30% Review	JCT
date:	revision:	by:



1 South Elevation  
1 : 200

## NOMAD - Overland Outfitters

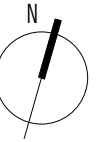
950 Dupont, Toronto ON.

### Exterior Elevation

scale: 1 : 200  
 drawn by: JCT  
 course title: GATEWAY  
 course number: ARCS 5105  
 plot date: 11.01.19

drawing number:

# A2.05



# TREMBLAY

Joel C. Tremblay | 416.908.2271  
100933691 | joeltremblay8@gmail.com

12.12.19	100% Review	JCT
11.29.19	90% Review	JCT
11.01.19	60% Review	JCT
10.04.19	30% Review	JCT
date:	revision:	by:

## NOMAD - Overland Outfitters

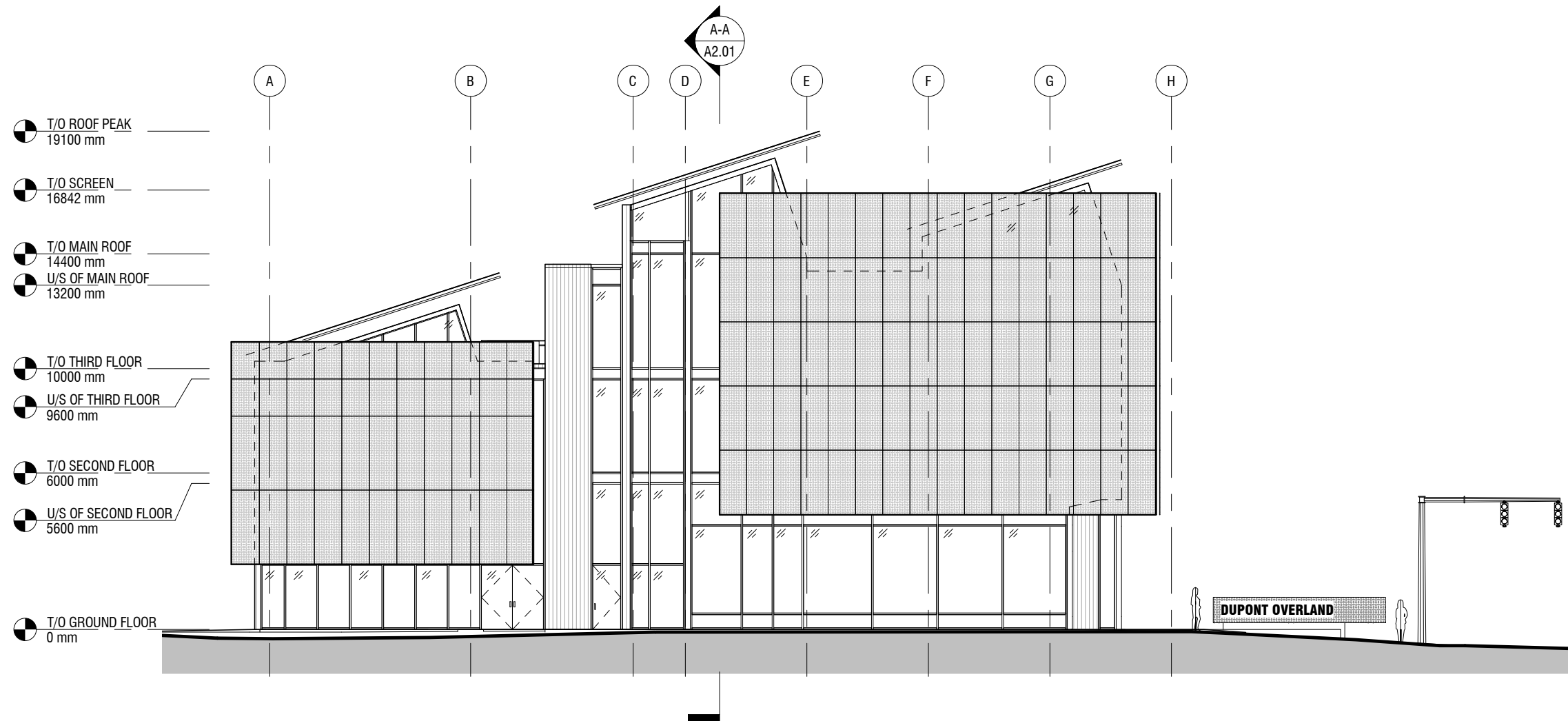
950 Dupont, Toronto ON.

### Exterior Elevation

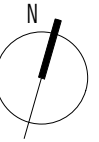
scale:	1 : 200
drawn by:	JCT
course title:	GATEWAY
course number:	ARCS 5105
plot date:	11.01.19

drawing number:

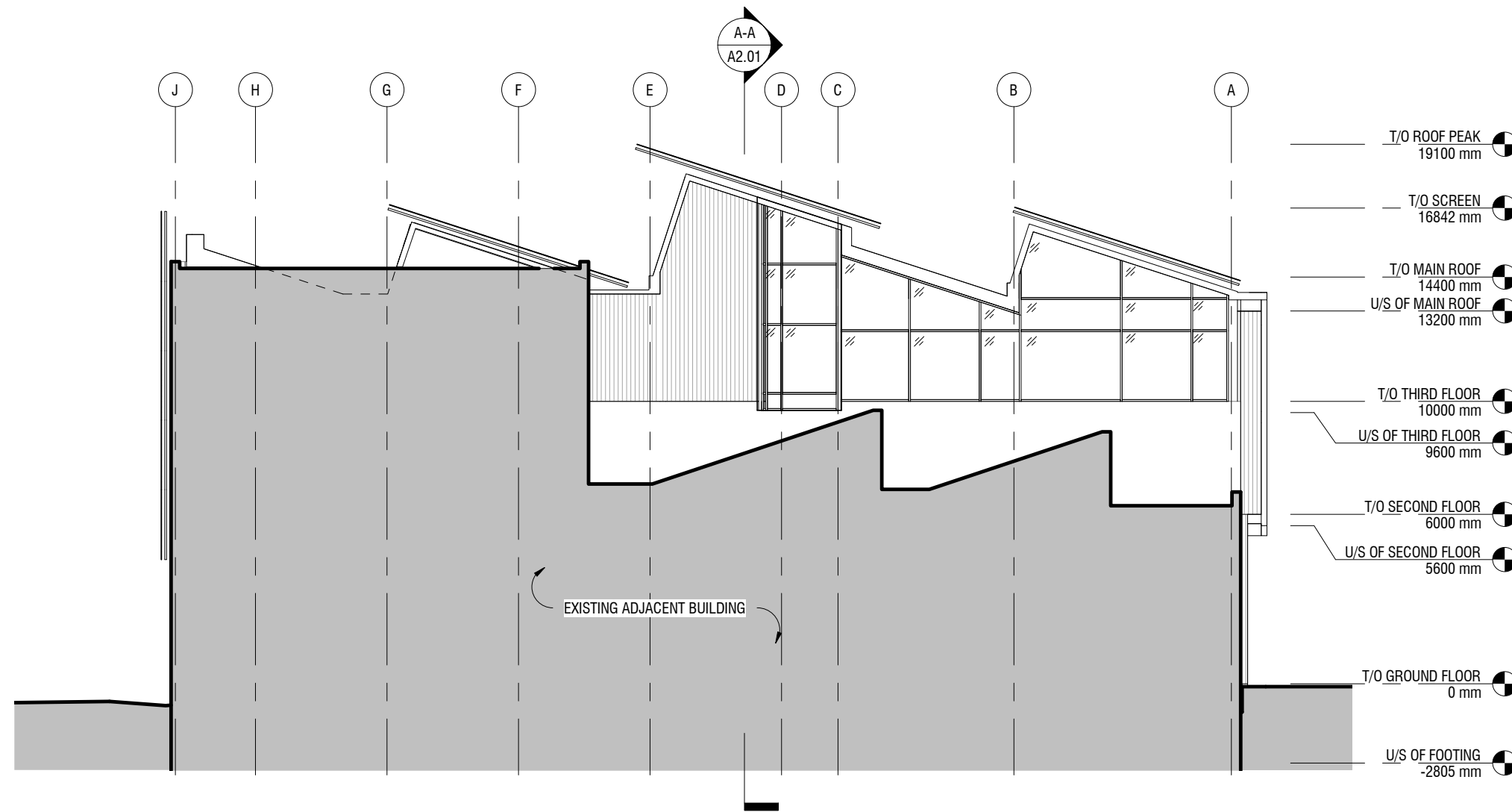
# A2.06



1 West Elevation  
1 : 200



12.12.19	100% Review	JCT
11.29.19	90% Review	JCT
11.01.19	60% Review	JCT
10.04.19	30% Review	JCT
date:	revision:	by:



1 East Elevation  
1 : 200

## NOMAD - Overland Outfitters

950 Dupont, Toronto ON.

### Exterior Elevation

scale:	1 : 200
drawn by:	JCT
course title:	GATEWAY
course number:	ARCS 5105
plot date:	11.01.19

drawing number:

# A2.07





12.12.19	100% Review	JCT
11.29.19	90% Review	JCT
11.01.19	60% Review	JCT
10.04.19	30% Review	JCT
date:	revision:	by:

## WALL SECTION

THE TYPICAL WORK STATION SERVICE BAY PLAYS AN IMPORTANT ROLE IN THE WORKINGS OF THE PROJECT. IT IS THE MOMENT WHERE THE FACADE FOLDS UP AND BECOMES AN OPENING FOR VEHICLES TO ENTER / EXIT. THE SOUTH FACING WALL WILL ACT AS ONE OF THE KEY ELEMENTS INTRODUCING NATURAL LIGHT TO THE SPACES INSIDE. THE SCREEN WILL REDUCE THE AMOUNT OF SOLAR HEAT GAIN AND ALSO ACT AS A LIGHT DIFFUSING DEVICE. THE EXTERIOR CLT ASSEMBLIES SIMPLY ATTACH TO THE PRIMARY STEEL STRUCTURE.

## NOMAD - Overland Outfitters

950 Dupont, Toronto ON.

## Wall Section & Assemblies

scale:	As indicated
drawn by:	JCT
course title:	GATEWAY
course number:	ARCS 5105
plot date:	11.01.19

drawing number:

# A3.01

## BUILDING ENVELOPE ASSEMBLIES

### ROOF ASSEMBLIES

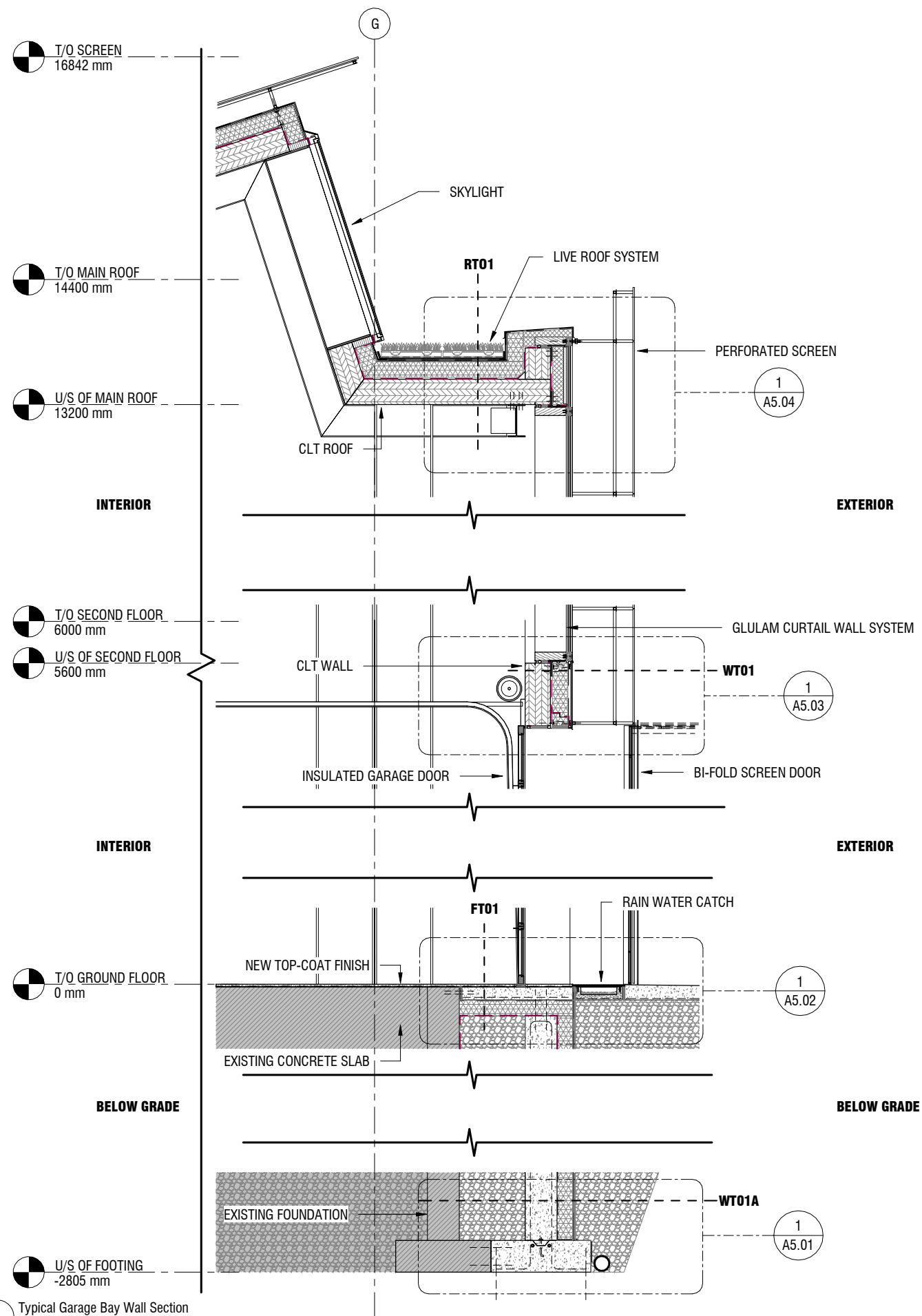
- RT01**
- 100mm LIVE ROOF SYSTEM, ENGINEERED SOIL & MOISTURE PORTALS
  - 40-mil POLYPROPYLENE SHEET EDGES OVERLAPPED & SEAMED.
  - FULLY ADHERED WATER PROOF ROOFING MEMBRANE.
  - BONDING ADHESIVE.
  - 3 LAYERS OF 50mm XPS RIGID INSULATION INSTALLED IN STAGGERED PATTERN, SEAMS TAPED & SEALED.
  - 18mm ROOF SHEATHING.
  - FULLY ADHERED AIR VAPOUR BARRIER, EDGES OVERLAPPED & SEAAMED.
  - 243mm CROSS-LAMINATED TIMBER ROOF CONSTRUCTION BRICH INTERIOR FACING.

### WALL ASSEMBLIES

- WT01A**
- DRAINAGE GRANULAR GRADE 'A' FILL.
  - DRAINAGE BOARD.
  - CONTINUOUS WATER CONTROL BARRIER, LAPPED & SEALED AT ALL PROTRUSIONS.
  - 3 LAYERS OF 50mm XPS RIGID INSULATION INSTALLED IN STAGGERED PATTERN, SEAMS TAPED & SEALED.
  - FULLY ADHERED AIR VAPOUR BARRIER, EDGES OVERLAPPED & SEAAMED.
  - 305mm Poured CONCRETE FOUNDATION WALL C/W STEEL REBAR REINFORCING.
  - GRANULAR FILL.
  - EXISTING FOUNDATION WALL.
- WT01B**
- 10mm TRANSLUCENT FIBERGLASS PERFORATED PANEL FINISH C/W UV PROTECTIVE CLEAR COAT.
- WT01**
- 25mm x 25mm PAINTED STEEL HSS FRAME.
  - 12.7mm VERTICAL ORIENTED WOOD CLADDING
  - AIR SPACE VENT
  - HORIZONTAL STRAPPING CONNECTED TO THERMALLY BROKEN BRACKET.
  - CONTINUOUS WATER CONTROL BARRIER, LAPPED & SEALED AT ALL PROTRUSIONS.
  - 3 LAYERS OF 50mm ROXUL INSULATION INSTALLED IN STAGGERED PATTERN, SEAMS TAPED & SEALED.
  - FULLY ADHERED AIR VAPOUR BARRIER, EDGES OVERLAPPED & SEAAMED.
  - 18mm PLYWOOD SHEATHING.
  - 243mm CROSS-LAMINATED TIMBER WALL CONSTRUCTION BIRCH INTERIOR FACING.

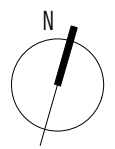
### FLOOR ASSEMBLIES

- FT01**
- 25mm SCREED TOP COAT C/W EPOXY FINISH.
  - 6 MIL. POLYTHENE BARRIER.
  - 152mm Poured CONCRETE SLAB C/W WELDED WIRE MESH REINFORCEMENT AT MID-DEPTH.
  - FULLY ADHERED VAPOUR BARRIER, EDGES OVERLAPPED & SEAAMED.
  - 3 LAYERS OF XPS RIGID INSULATION INSTALLED IN STAGGERED PATTERN. SEAMS TAPED & SEALED.
  - CONTINUOUS WATER CONTROL BARRIER
  - COMPACTED GRANULAR FILL.

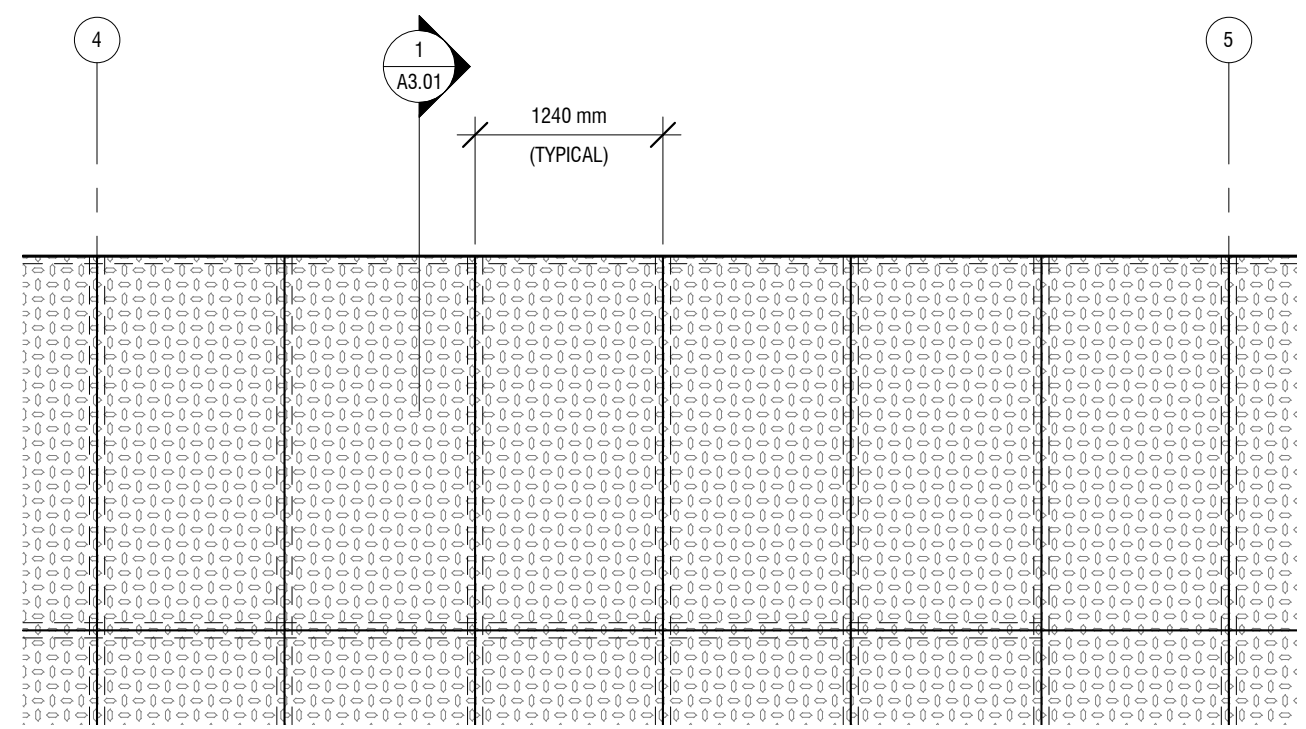


1 Typical Garage Bay Wall Section  
1:50

12/11/2019 5:53:36 AM D:\006\_Dropbox\Dropbox\Drop Box 2015\Dropbox\001\_PERSONAL FILES\002\_SCHOOL\W2\ARCS 5105\Model\Revit\950 Dupont - Design Development 18 - Presentation.rvt

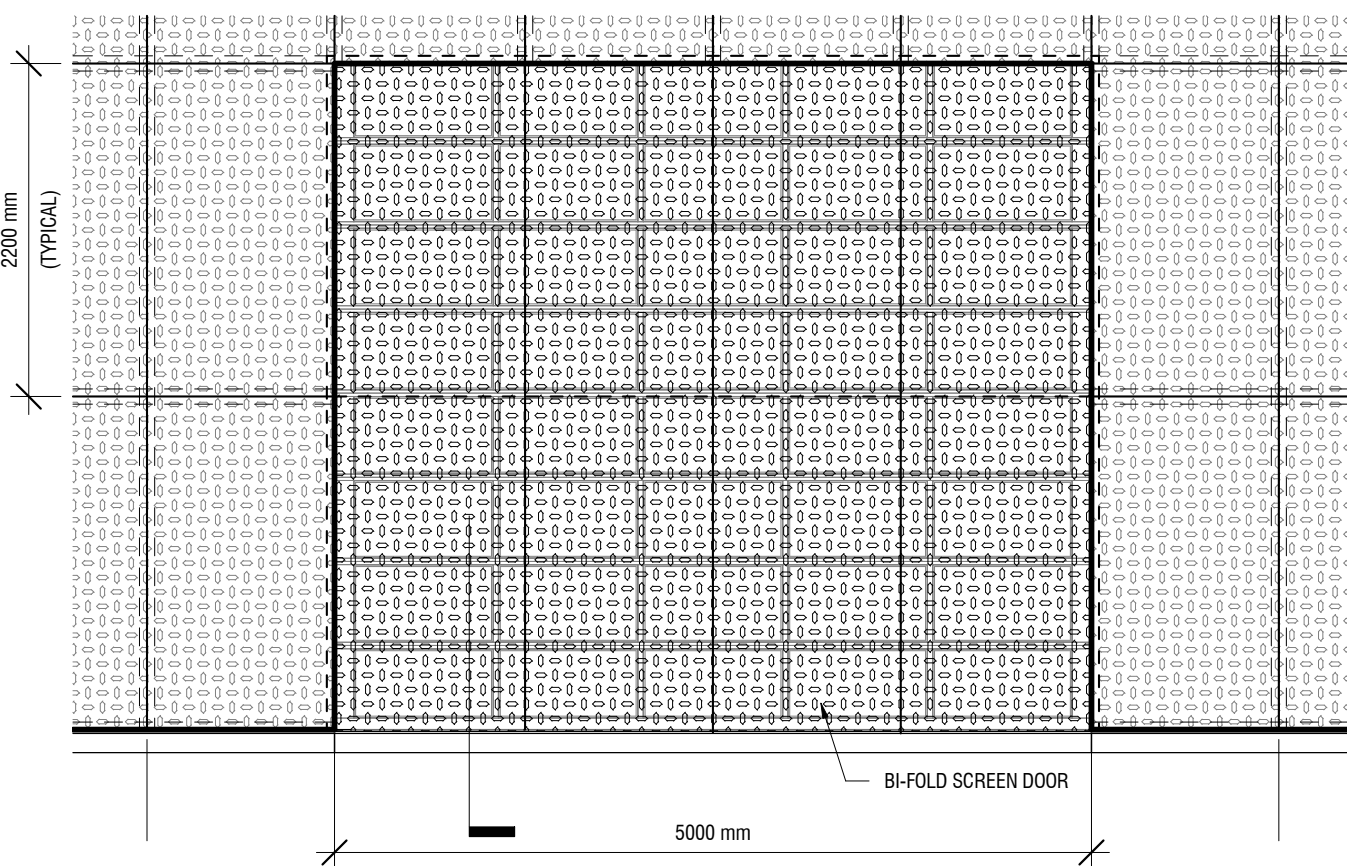


12.12.19	100% Review	JCT
11.29.19	90% Review	JCT
11.01.19	60% Review	JCT
10.04.19	30% Review	JCT
date:	revision:	by:

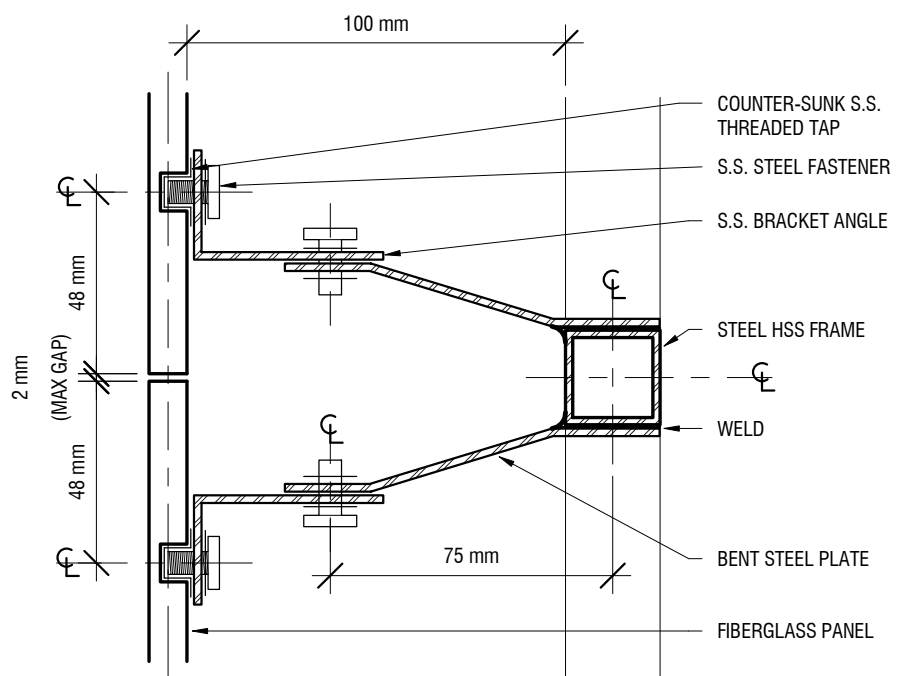


T/O MAIN ROOF  
14400 mm

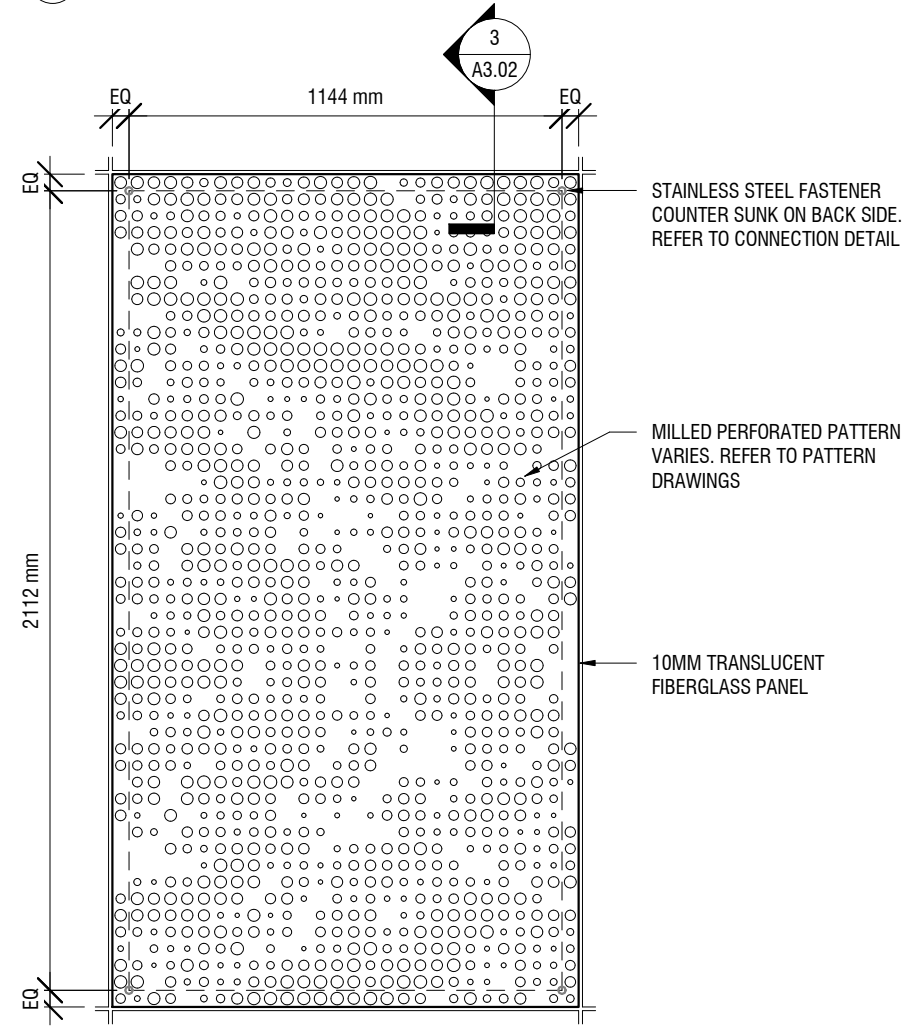
U/S OF MAIN ROOF  
13200 mm



T/O GROUND FLOOR  
0 mm



3 Typical Screen Connection Detail  
1:2



1 Enlarged South Elevation  
1:50

2 Typical Facade Screen Detail  
1:20

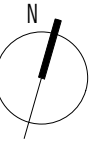
## NOMAD - Overland Outfitters

950 Dupont, Toronto ON.

## Perforated Screen Elevation & Detail

scale:	As indicated
drawn by:	JCT
course title:	GATEWAY
course number:	ARCS 5105
plot date:	11.01.19
drawing number:	

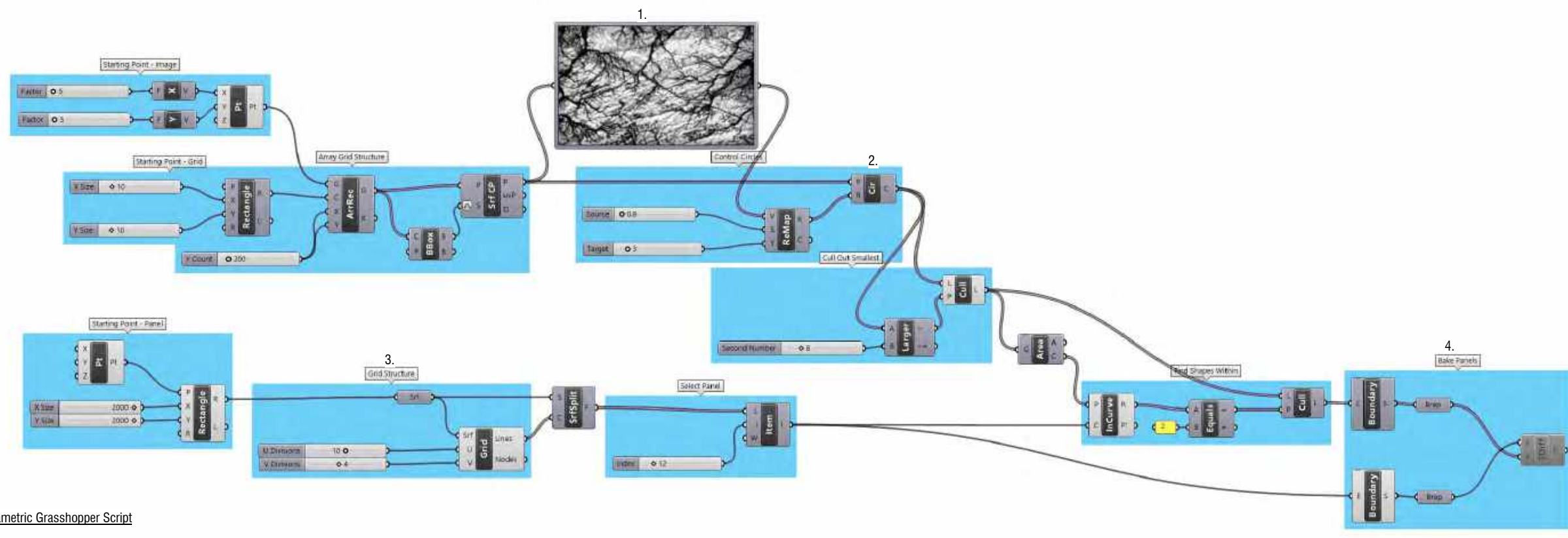
D:\006\_Dropbox\Dropbox\Drop Box 2015\Dropbox\001\_PERSONAL FILES\002\_SCHOOL\W2\ARCS 5105\Model\Revit\950 Dupont - Design Development 18 - Presentation.rvt 12/11/2019 5:53:42 AM



12.12.19	100% Review	JCT
11.29.19	90% Review	JCT
11.01.19	60% Review	JCT
10.04.19	30% Review	JCT
date:	revision:	by:

### FAÇADE SCREEN

THE MAJOR WORKSPACES REQUIRE CONSTANT LIGHTING, HOWEVER DIRECT LIGHT CAN BE DISTRACTING AND IRRITATING TO WORK IN. THE PROPOSAL IS TO INTRODUCE A FROSTED PERFORATED SCREEN SYSTEM THAT IS TRANSLUCENT AND ALLOWS LIGHT TO ENTER THE SPACE IN A DIFFUSED STATE. THE PATTERN OF THE SCREEN IS DERIVED FROM AERIAL IMAGES OF MOUNTAIN RANGES. THE ARCHITECTURAL EXPRESSION OF THE FAÇADE IS TO WEAVE OVER THE EXISTING STRUCTURE (OVERLANDING) AND RELATE THE FUNCTIONAL PROGRAM TO THE BUILDING ENVELOPE. THE PANELS ARE TO BE PRE-FABRICATED AND INSTALLED ON SITE. THE PARAMETRIC SCRIPT ALLOWS FOR EACH PANEL TO BE LABELED AND ORGANIZED.



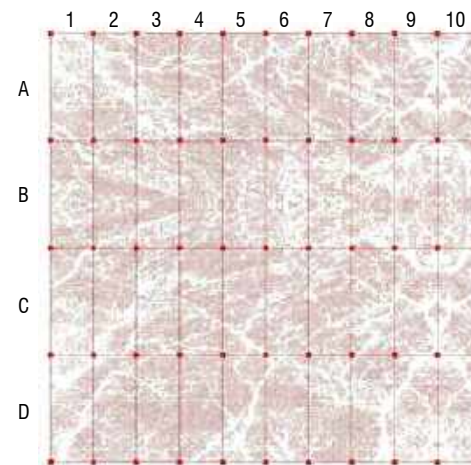
Parametric Grasshopper Script



1. Landscape aerial mountain range



2. Image processing into pattern



3. Panel / Grid Logic



4. Selected Panel Result



5. Prototype

### NOMAD - Overland Outfitters

950 Dupont, Toronto ON.

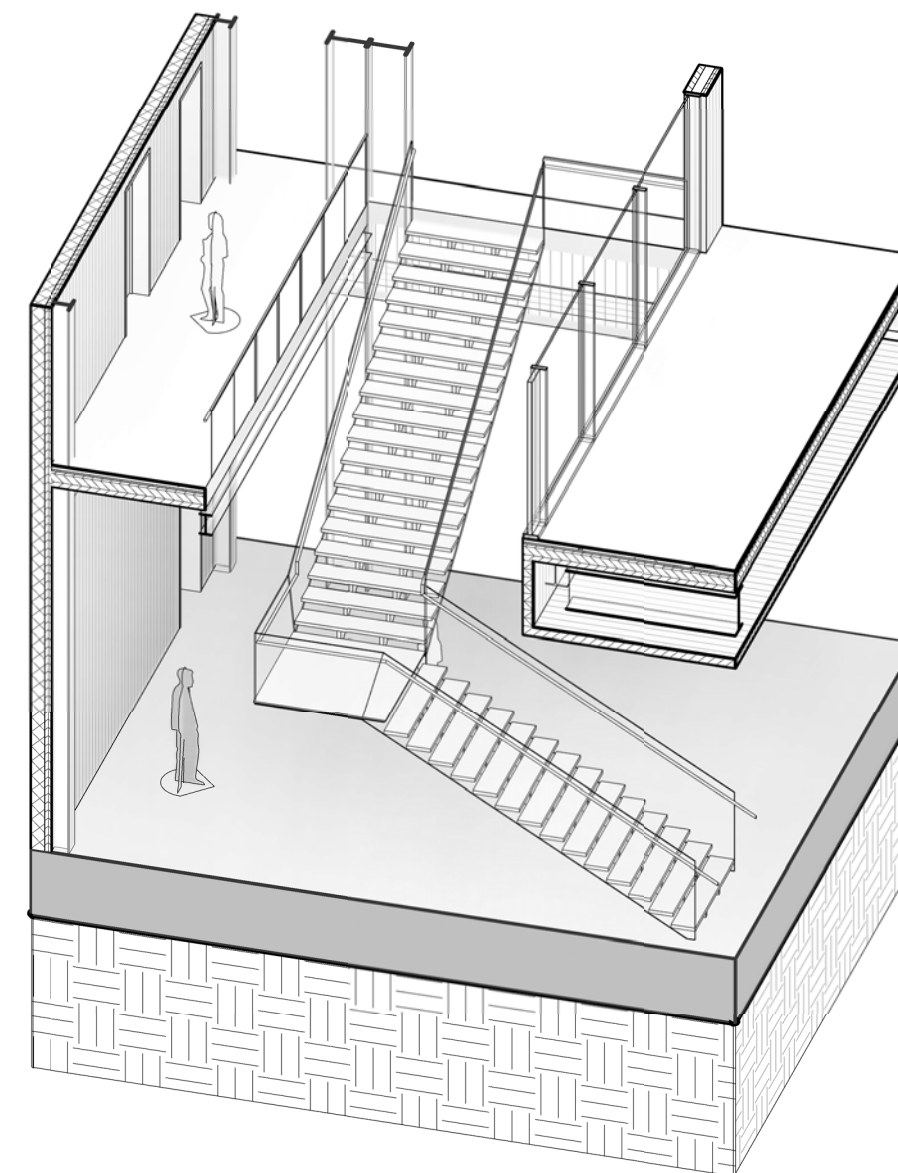
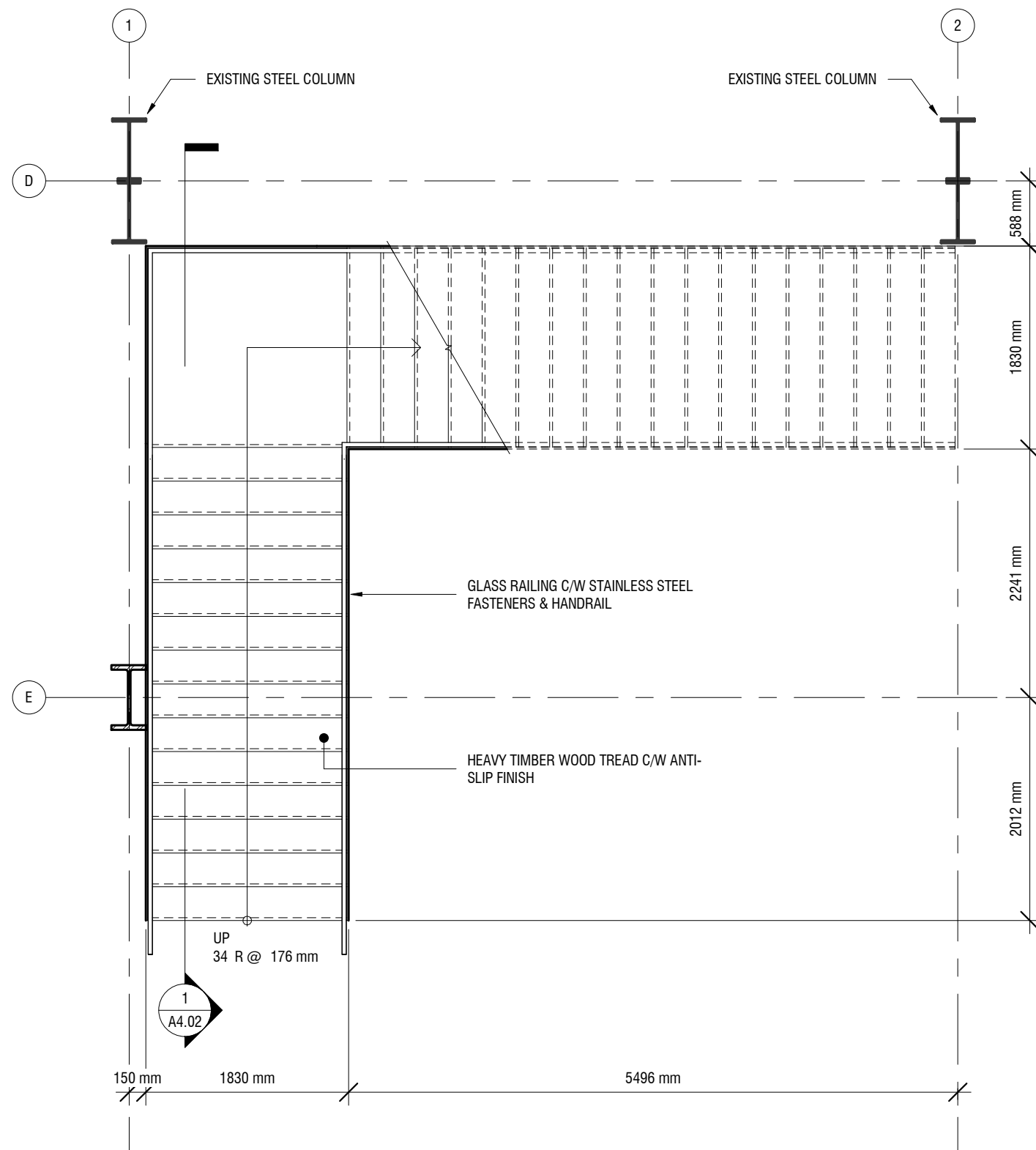
### Perforated Screen Pattern

scale:	1 : 20
drawn by:	JCT
course title:	GATEWAY
course number:	ARCS 5105
plot date:	11.01.19

drawing number:



12.12.19	100% Review	JCT
11.29.19	90% Review	JCT
11.01.19	60% Review	JCT
10.04.19	30% Review	JCT
date:	revision:	by:



## NOMAD - Overland Outfitters

950 Dupont, Toronto ON.

### Enlarged Stair Plan & Details

scale:	1 : 50
drawn by:	JCT
course title:	GATEWAY
course number:	ARCS 5105
plot date:	11.01.19

drawing number:

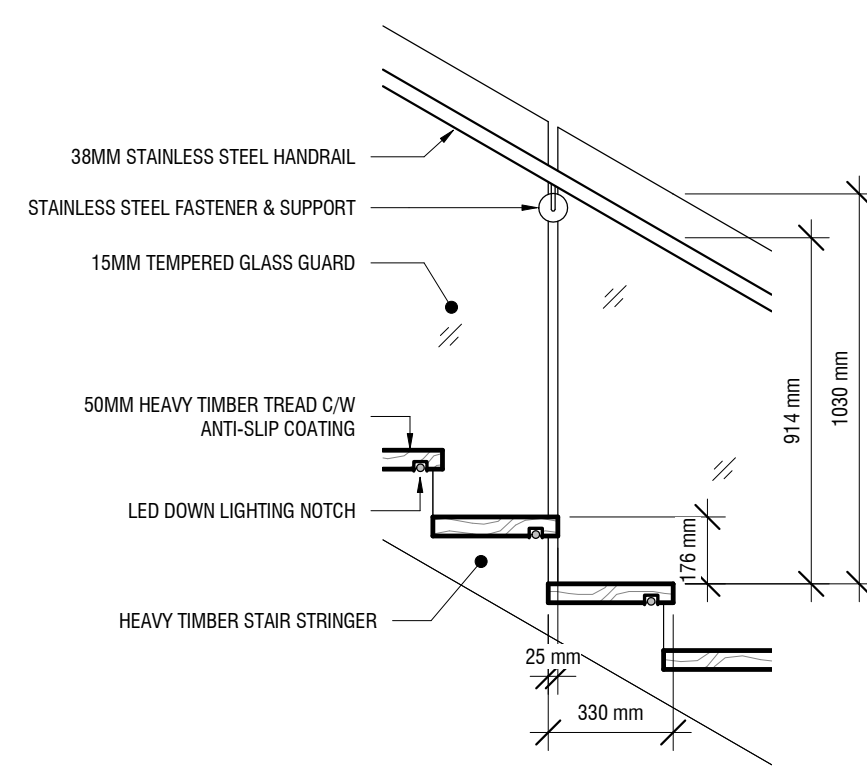
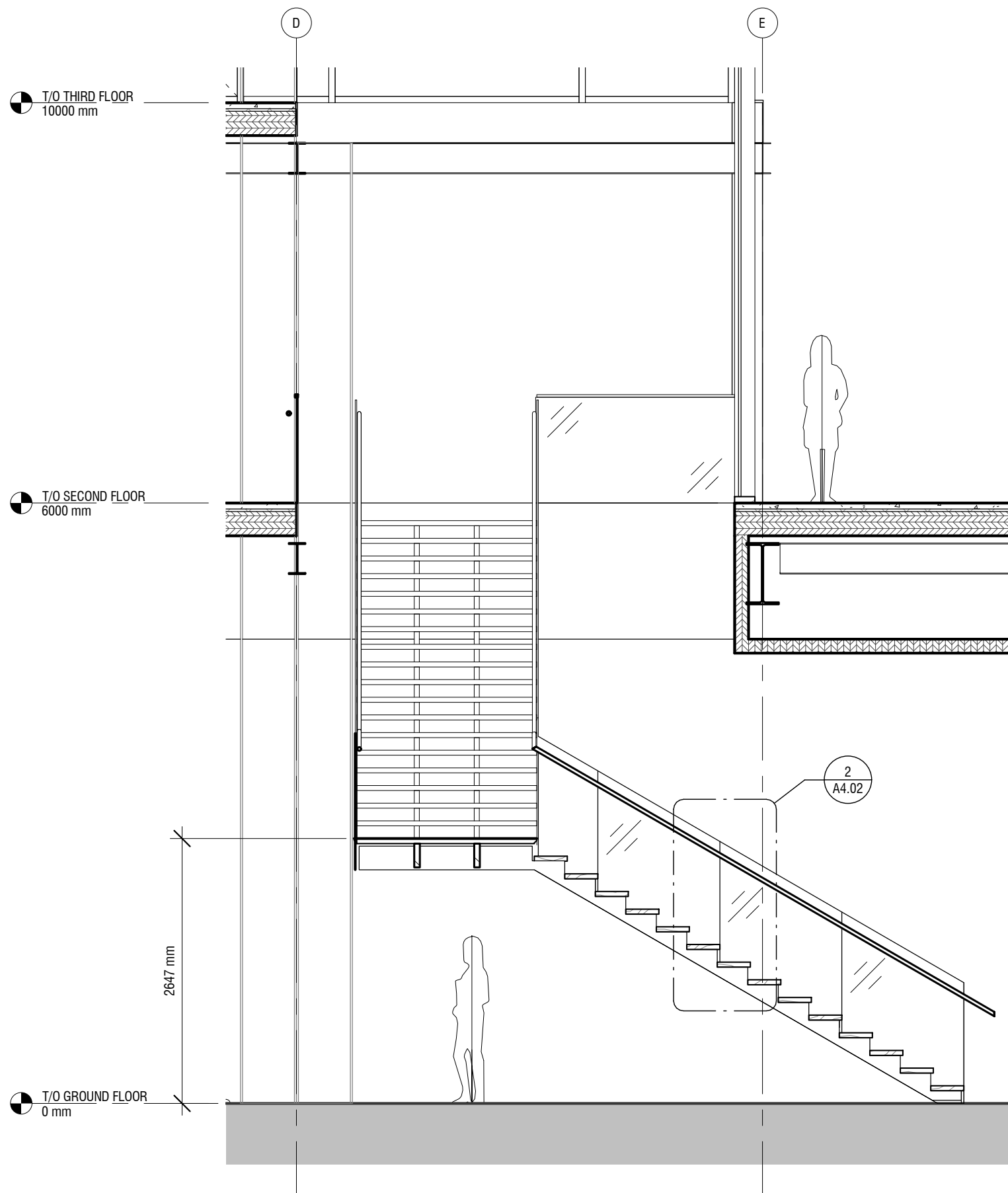
# A4.01

1 Enlarged Stair Plan  
1 : 50

3 Axonometric Stair View



12.12.19	100% Review	JCT
11.29.19	90% Review	JCT
11.01.19	60% Review	JCT
10.04.19	30% Review	JCT
date:	revision:	by:



1 Main Stair Section  
1:50

2 Stair Riser Detail  
1:20

## NOMAD - Overland Outfitters

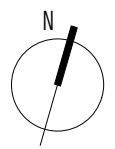
950 Dupont, Toronto ON.

### Stair Section & Details

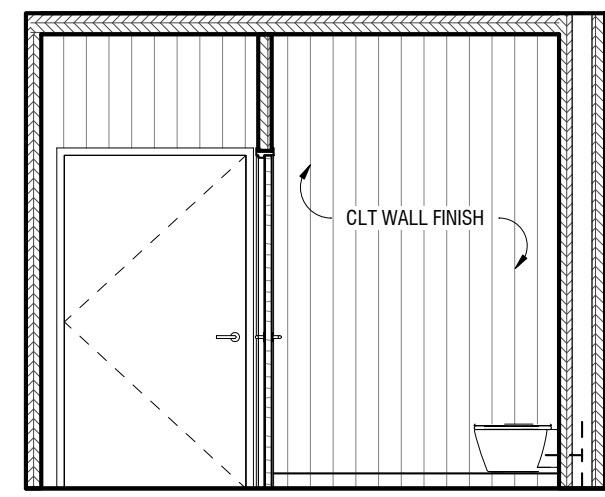
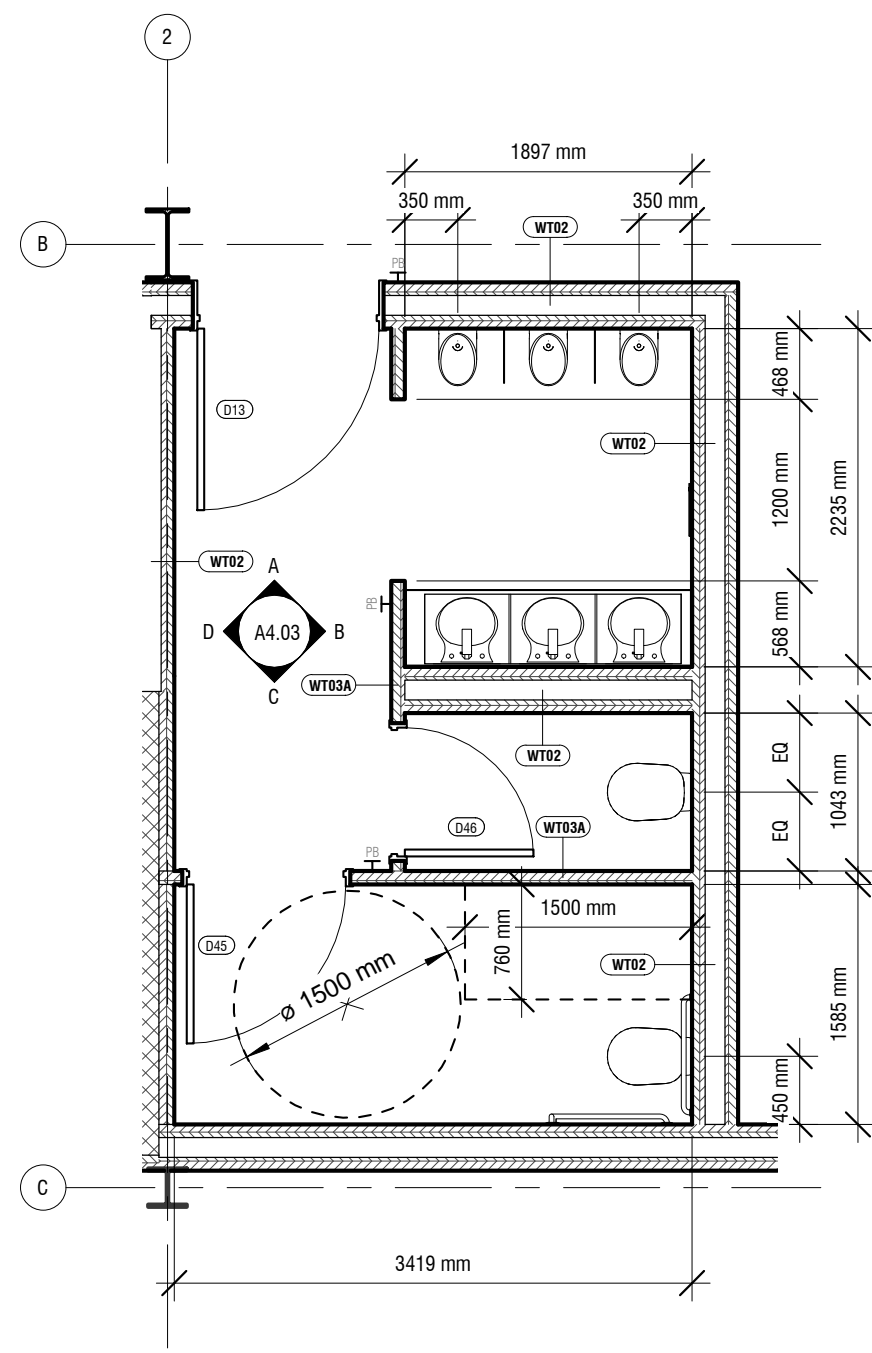
scale:	As indicated
drawn by:	JCT
course title:	GATEWAY
course number:	ARCS 5105
plot date:	11.01.19

drawing number:

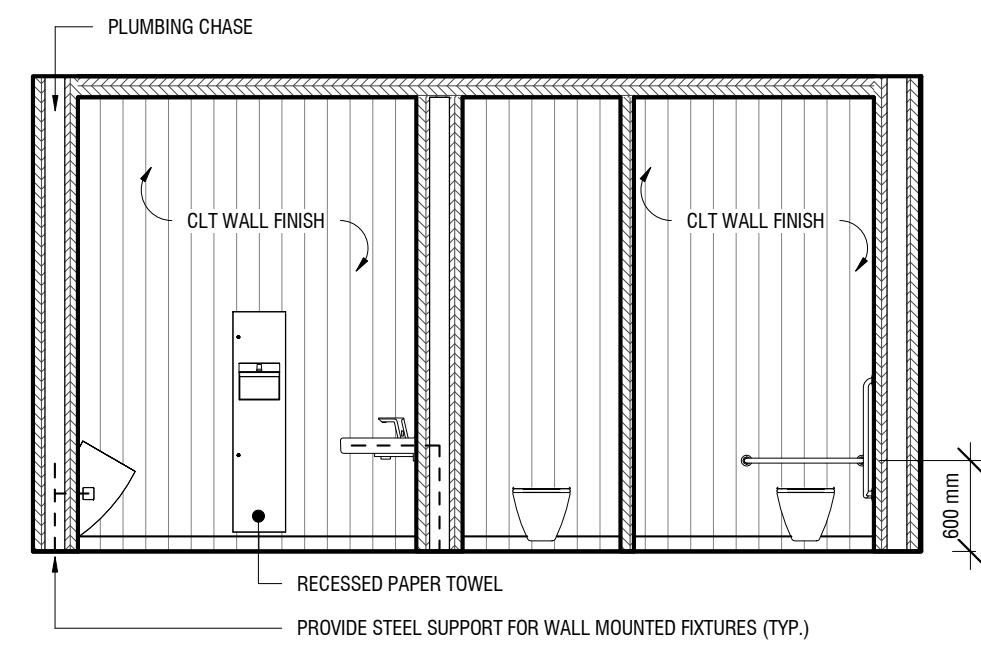
12/11/2019 5:53:47 AM D:\006\_Dropbox\Drop Box 2015\Dropbox\001\_PERSONAL FILES\002\_SCHOOL\W2\ARCS 5105\Mode\Revit\950 Dupont - Design Development 18 - Presentation.rvt



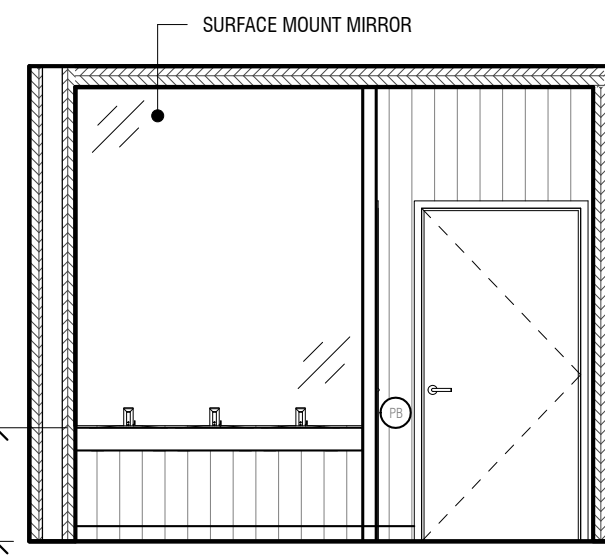
12.12.19	100% Review	JCT
11.29.19	90% Review	JCT
11.01.19	60% Review	JCT
10.04.19	30% Review	JCT
date:	revision:	by:



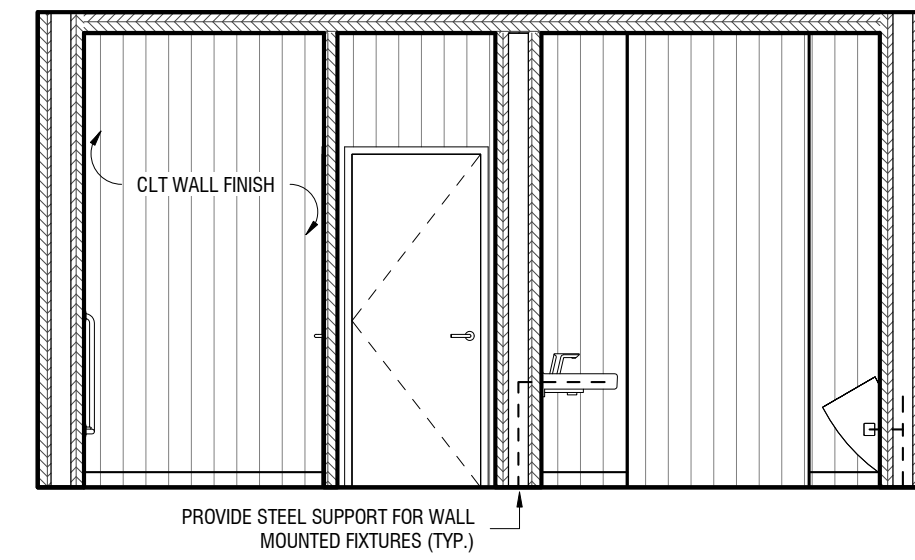
A Elevation 1 - A  
1:50



B Elevation 1 - B  
1:50



C Elevation 1 - C  
1:50



D Elevation 1 - D  
1:50

1 Enlarged Washroom Plan  
1:50

## NOMAD - Overland Outfitters

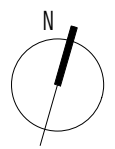
950 Dupont, Toronto ON.

### Enlarged Washroom Plan

scale:	1:50
drawn by:	JCT
course title:	GATEWAY
course number:	ARCS 5105
plot date:	11.01.19

drawing number:

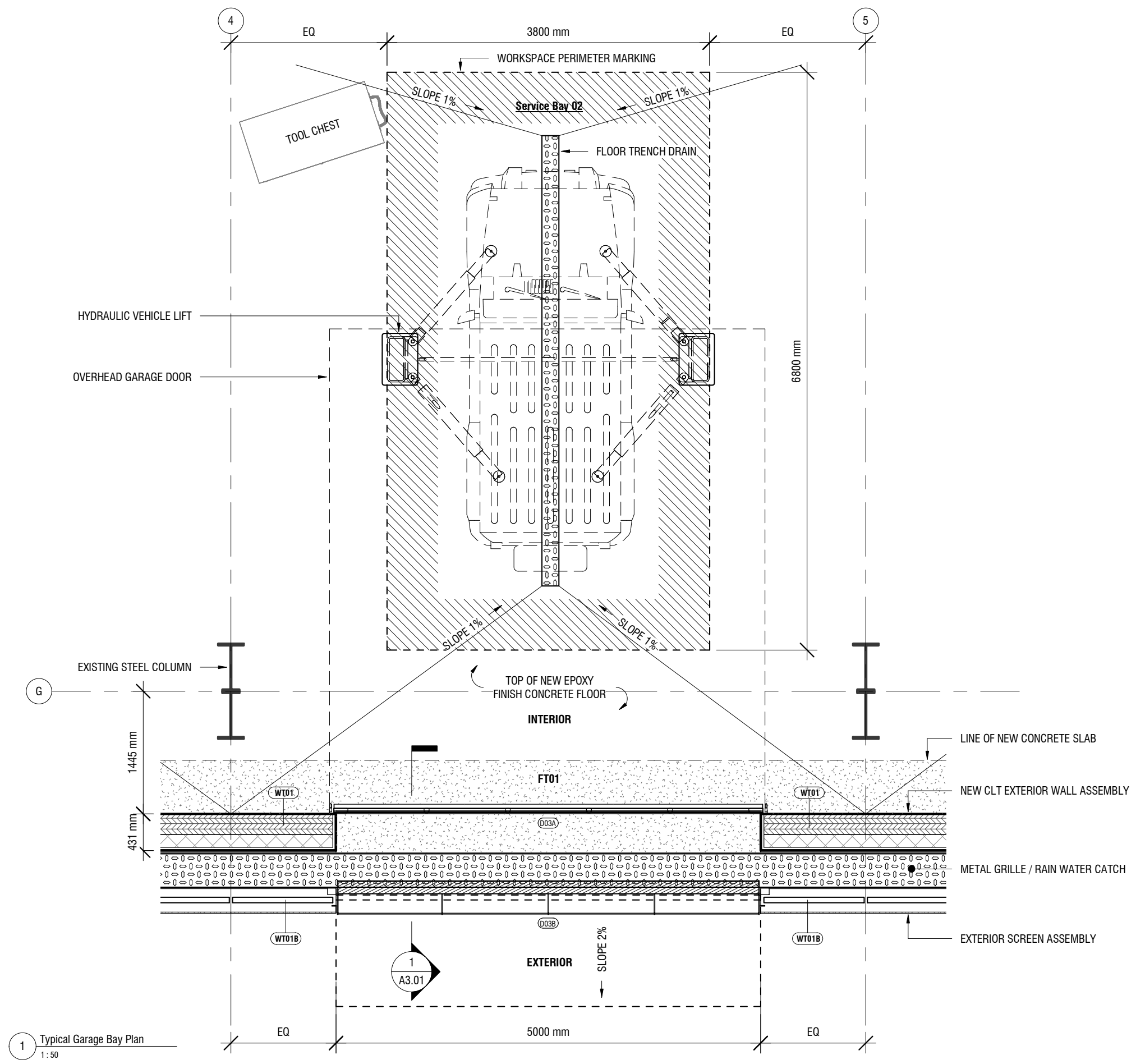
D:\006\_Dropbox\Dropbox\Drop Box 2015\Dropbox\001\_PERSONAL FILES\002\_SCHOOL\W2\ARCS 5105\Model\Revit\950 Dupont - Design Development 18 - Presentation.rvt 12/11/2019 5:53:48 AM



# TREMBLAY

Joel C. Tremblay | 416.908.2271  
100933691 | joeltremblay8@gmail.com

12.12.19	100% Review	JCT
11.29.19	90% Review	JCT
11.01.19	60% Review	JCT
10.04.19	30% Review	JCT
date:	revision:	by:



1 Typical Garage Bay Plan  
1:50

## NOMAD - Overland Outfitters

950 Dupont, Toronto ON.

## Enlarged Service Bay Plan

scale:	1:50
drawn by:	JCT
course title:	GATEWAY
course number:	ARCS 5105
plot date:	11.01.19

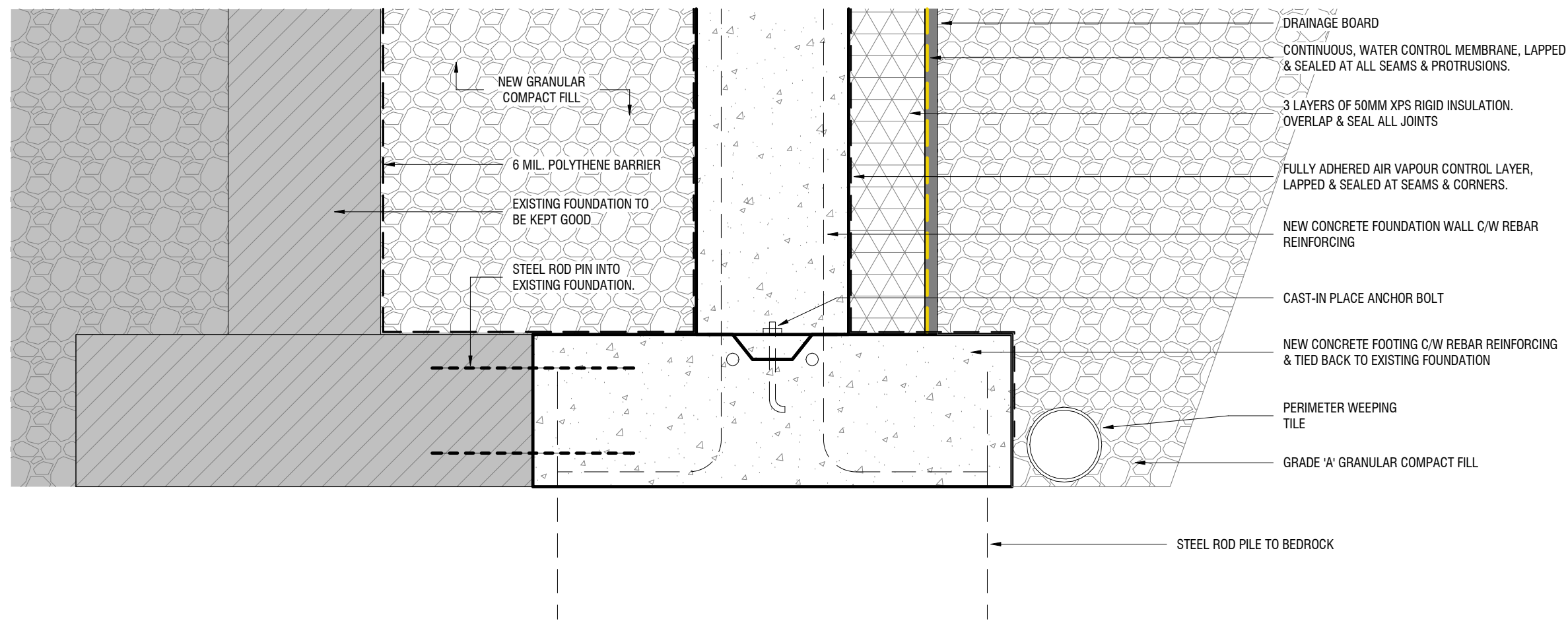
drawing number:

# A4.04

12/11/2019 5:53:49 AM D:\006\_Dropbox\Drop Box 2015\Dropbox\001\_PERSONAL FILES\002\_SCHOOL\W2\ARCS 5105\Model\Revit\950 Dupont - Design Development 18 - Presentation.rvt



12.12.19	100% Review	JCT
11.29.19	90% Review	JCT
11.01.19	60% Review	JCT
10.04.19	30% Review	JCT
date:	revision:	by:



## NOMAD - Overland Outfitters

950 Dupont, Toronto ON.

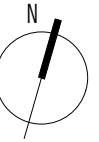
### Wall Section Details

scale:	1 : 10
drawn by:	JCT
course title:	GATEWAY
course number:	ARCS 5105
plot date:	11.01.19

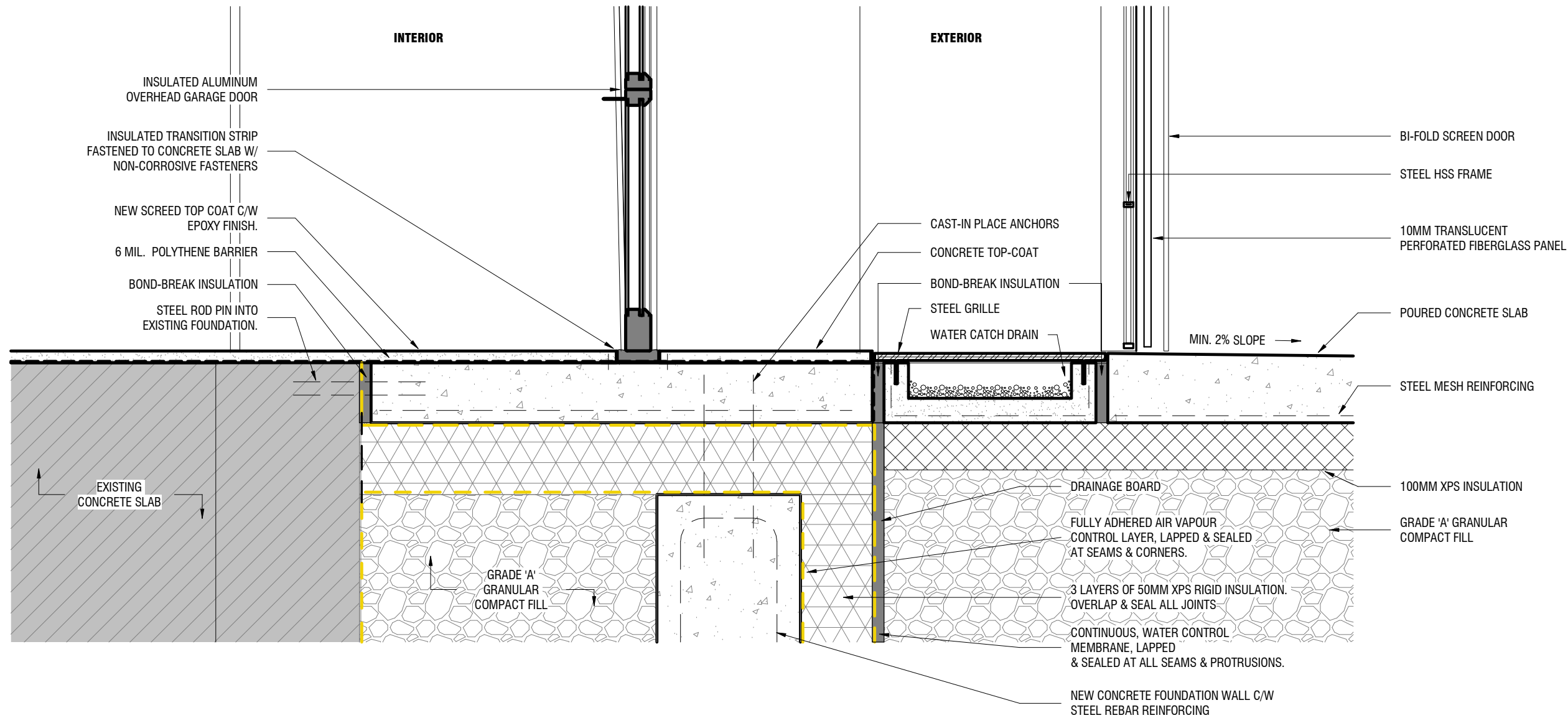
drawing number:

# A5.01





12.12.19	100% Review	JCT
11.29.19	90% Review	JCT
11.01.19	60% Review	JCT
10.04.19	30% Review	JCT
date:	revision:	by:



## NOMAD - Overland Outfitters

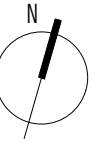
950 Dupont, Toronto ON.

### Wall Section Details

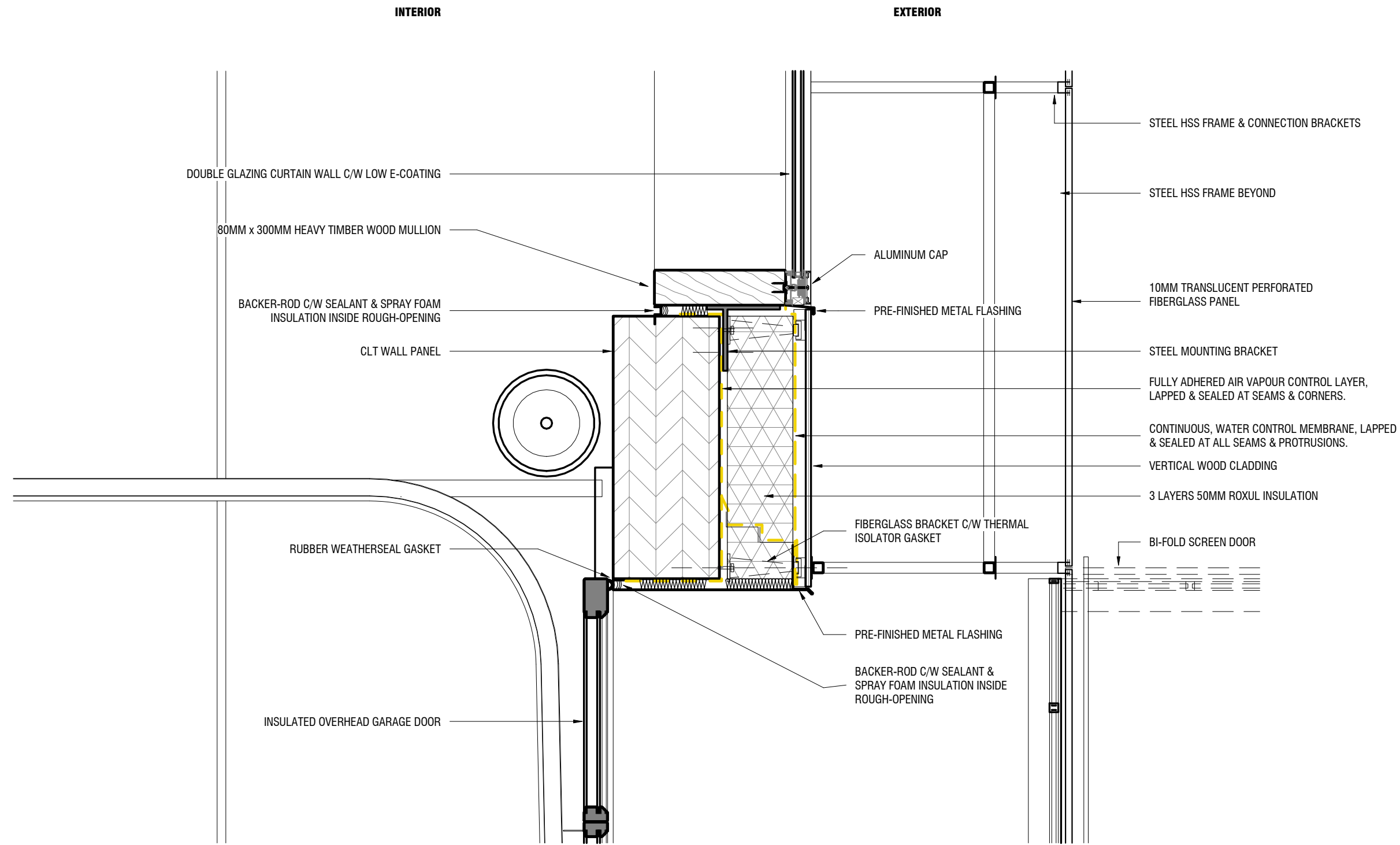
scale:	1 : 10
drawn by:	JCT
course title:	GATEWAY
course number:	ARCS 5105
plot date:	11.01.19

drawing number:

# A5.02



12.12.19	100% Review	JCT
11.29.19	90% Review	JCT
11.01.19	60% Review	JCT
10.04.19	30% Review	JCT
date:	revision:	by:



## NOMAD - Overland Outfitters

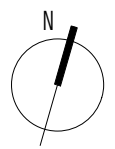
950 Dupont, Toronto ON.

### Wall Section Details

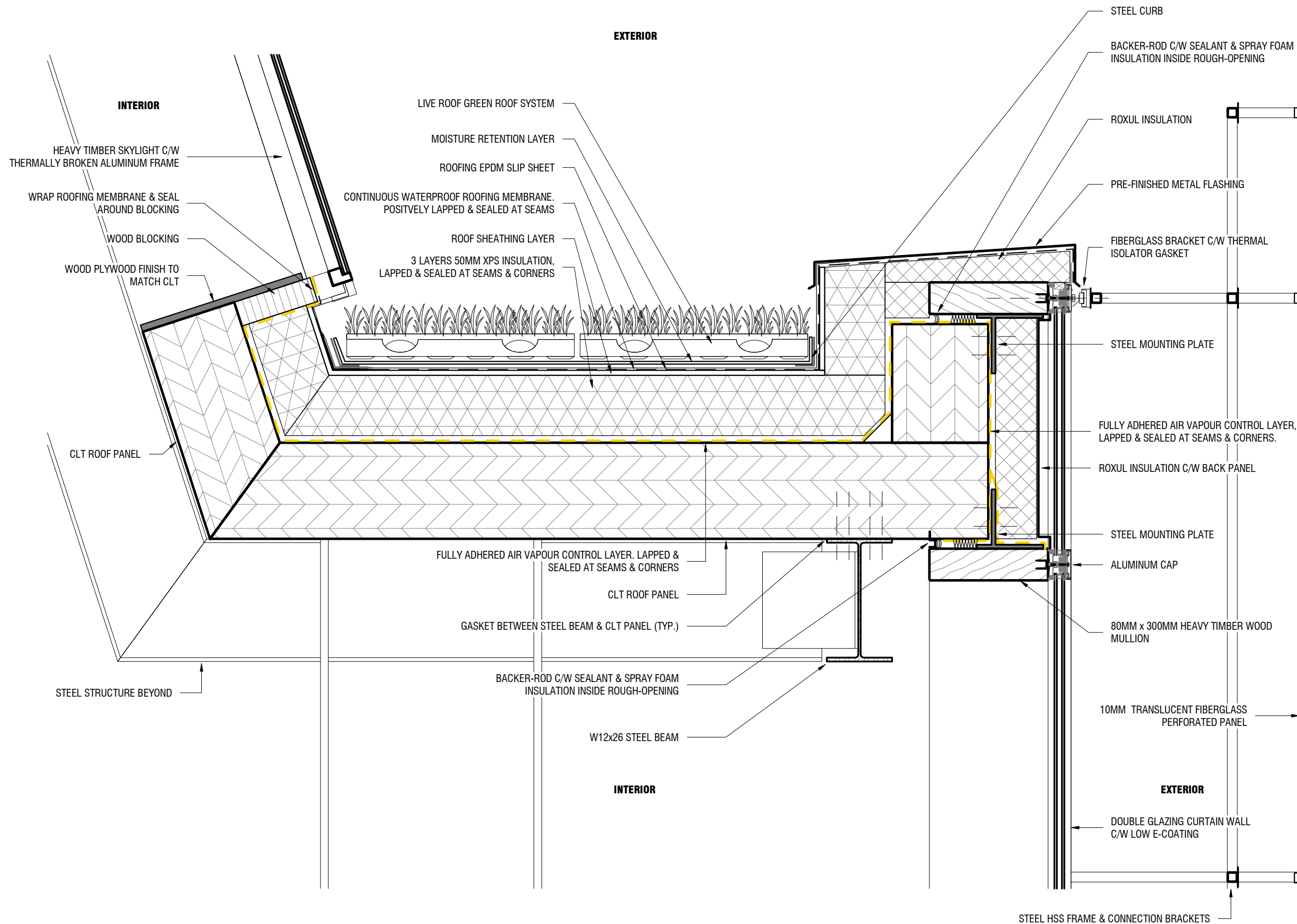
scale: 1 : 10  
 drawn by: JCT  
 course title: GATEWAY  
 course number: ARCS 5105  
 plot date: 11.01.19

drawing number:

# A5.03



12.12.19	100% Review	JCT
11.29.19	90% Review	JCT
11.01.19	60% Review	JCT
10.04.19	30% Review	JCT
date:	revision:	by:



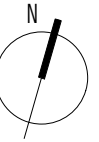
## NOMAD - Overland Outfitters

950 Dupont, Toronto ON.

### Wall Section Details

scale:	1 : 10
drawn by:	JCT
course title:	GATEWAY
course number:	ARCS 5105
plot date:	11.01.19

drawing number:



# TREMBLAY

Joel C. Tremblay | 416.908.2271  
100933691 | joeltremblay8@gmail.com

12.12.19	100% Review	JCT
11.29.19	90% Review	JCT
11.01.19	60% Review	JCT
10.04.19	30% Review	JCT
date:	revision:	by:



## NOMAD - Overland Outfitters

950 Dupont, Toronto ON.

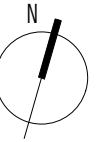
### Experiential Section A

scale:	N.T.S.
drawn by:	JCT
course title:	GATEWAY
course number:	ARCS 5105
plot date:	11.01.19

drawing number:

# A6.01

1 Experiential Section A  
N.T.S.



# TREMBLAY

Joel C. Tremblay | 416.908.2271  
100933691 | joeltremblay8@gmail.com

12.12.19	100% Review	JCT
11.29.19	90% Review	JCT
11.01.19	60% Review	JCT
10.04.19	30% Review	JCT
date:	revision:	by:



## NOMAD - Overland Outfitters

950 Dupont, Toronto ON.

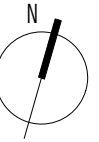
### Experiential Section B

scale:	N.T.S.
drawn by:	JCT
course title:	GATEWAY
course number:	ARCS 5105
plot date:	11.01.19

drawing number:

# A6.02

1 Experiential Section B  
N.T.S.



# TREMBLAY

Joel C. Tremblay | 416.908.2271  
100933691 | joeltremblay8@gmail.com

12.12.19	100% Review	JCT
11.29.19	90% Review	JCT
11.01.19	60% Review	JCT
10.04.19	30% Review	JCT
date:	revision:	by:



## NOMAD - Overland Outfitters

950 Dupont, Toronto ON.

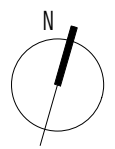
### Experiential Section C

scale:	N.T.S.
drawn by:	JCT
course title:	GATEWAY
course number:	ARCS 5105
plot date:	11.01.19

drawing number:

# A6.03

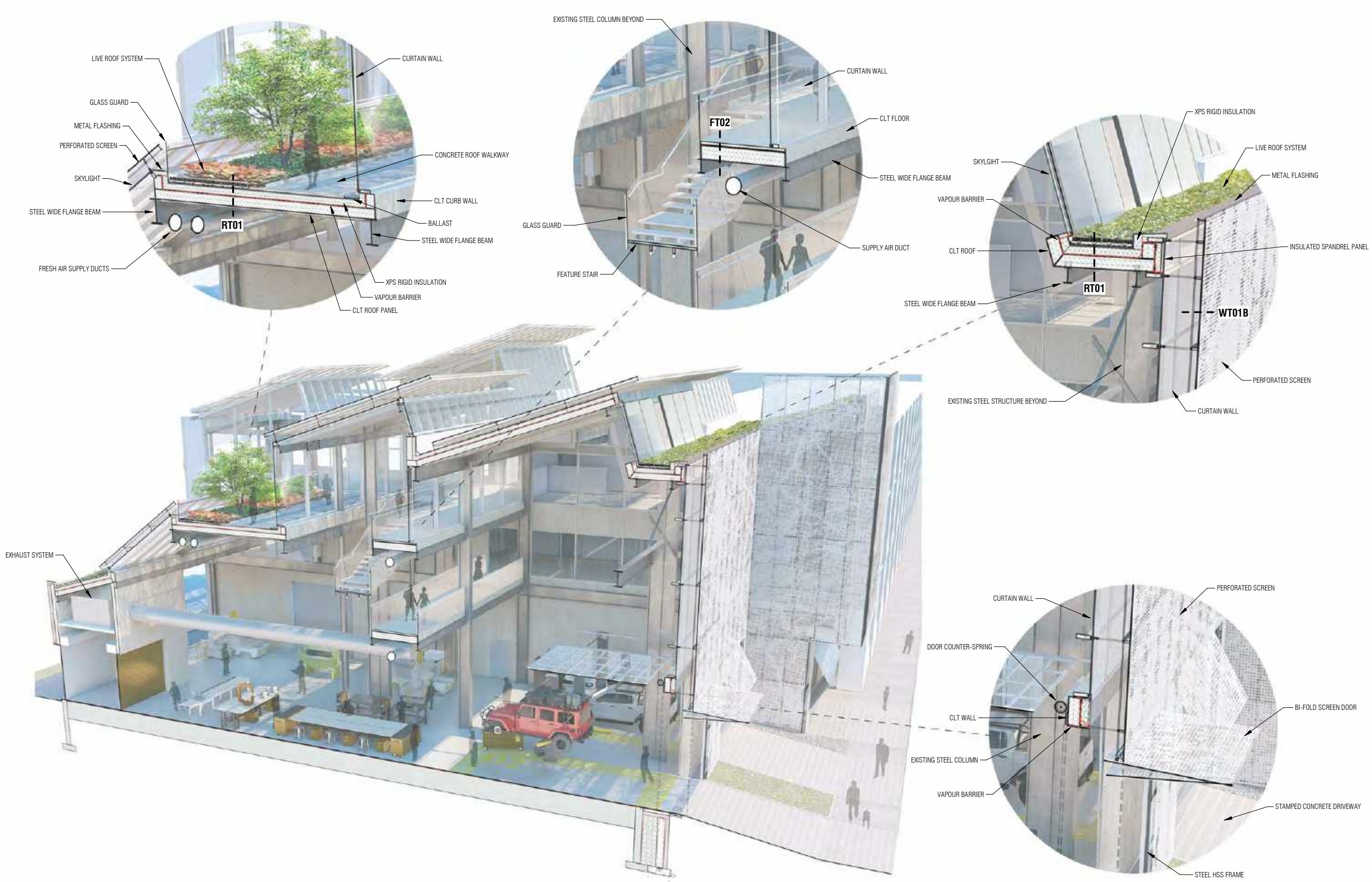
1 Experiential Section C  
N.T.S.



# TREMBLAY

Joel C. Tremblay | 416.908.2271  
100933691 | joeltremblay8@gmail.com

12.12.19	100% Review	JCT
11.29.19	90% Review	JCT
11.01.19	60% Review	JCT
10.04.19	30% Review	JCT
date:	revision:	by:



1 Detailed Tectonic Bay Model  
N.T.S.

## NOMAD - Overland Outfitters

950 Dupont, Toronto ON.

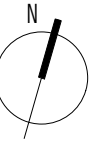
### Detailed Tectonic Bay Model

scale:	N.T.S.
drawn by:	JCT
course title:	GATEWAY
course number:	ARCS 5105
plot date:	11.01.19

drawing number:

# A6.04

D:\006\_Dropbox\Dropbox\Drop Box 2015\Dropbox\001\_PERSONAL FILES\002\_SCHOOL\W2\ARCS 5105\Model\Revit\950 Dupont - Design Development 18 - Presentation.rvt 12/11/2019 5:53:57 AM



# TREMBLAY

Joel C. Tremblay | 416.908.2271  
100933691 | joeltremblay8@gmail.com

12.12.19	100% Review	JCT
11.29.19	90% Review	JCT
11.01.19	60% Review	JCT
10.04.19	30% Review	JCT
date:	revision:	by:



2 Rendering - Entrance  
N.T.S.



1 Rendering - Front Corner  
N.T.S.



3 Rendering - Aerial  
N.T.S.

## NOMAD - Overland Outfitters

950 Dupont, Toronto ON.

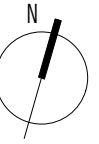
### Renderings

scale:	N.T.S.
drawn by:	JCT
course title:	GATEWAY
course number:	ARCS 5105
plot date:	11.01.19

drawing number:

# A6.05





# TREMBLAY

Joel C. Tremblay | 416.908.2271  
100933691 | joeltremblay8@gmail.com

12.12.19	100% Review	JCT
11.29.19	90% Review	JCT
11.01.19	60% Review	JCT
10.04.19	30% Review	JCT
date:	revision:	by:



1 Rendering - Night Elevation  
N.T.S.

## NOMAD - Overland Outfitters

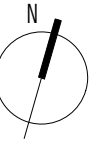
950 Dupont, Toronto ON.

### Renderings

scale:	N.T.S.
drawn by:	JCT
course title:	GATEWAY
course number:	ARCS 5105
plot date:	11.01.19

drawing number:

# A6.06



**TREMBLAY**

Joel C. Tremblay | 416.908.2271  
100933691 | joeltremblay8@gmail.com

12.12.19	100% Review	JCT
11.29.19	90% Review	JCT
11.01.19	60% Review	JCT
10.04.19	30% Review	JCT
date:	revision:	by:



## NOMAD - Overland Outfitters

950 Dupont, Toronto ON.

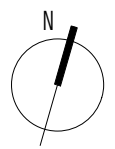
### Renderings

scale:	N.T.S.
drawn by:	JCT
course title:	GATEWAY
course number:	ARCS 5105
plot date:	11.01.19

drawing number:

**A6.07**

1 Rendering - Garage Bay  
N.T.S.



# TREMBLAY

Joel C. Tremblay | 416.908.2271  
100933691 | joeltremblay8@gmail.com

12.12.19	100% Review	JCT
11.29.19	90% Review	JCT
11.01.19	60% Review	JCT
10.04.19	30% Review	JCT
date:	revision:	by:

- SURFACE MOUNT LED STRIP
- DIFFUSE UPLIGHTING

### LIGHTING STRATEGY

THE PROJECT AIMS TO BE LIT MAINLY BY NATURAL DAYLIGHT. THE PERFORATED FROSTED SCREEN WILL DISPERSE A DIFFUSED LIGHT THROUGHOUT THE BUILDING. LED SURFACE MOUNTED STRIP LIGHTING IS TO BE INSTALLED IN THE CLT ROOF AND FLOOR ASSEMBLIES. MILLED KNOTCHES IN THE CLT PANELS WILL ACCOMMODATE THE LIGHTING AND WIRING. PERIMETER UPLIGHTING ON THE STEEL COLUMNS AND FLOORS ARE TO ENHANCE THE ARCHITECTURAL EXPRESSION OF THE WEAVING ENVELOPE AND CELEBRATE THE TRANSITION BETWEEN SPACES.

### NOMAD - Overland Outfitters

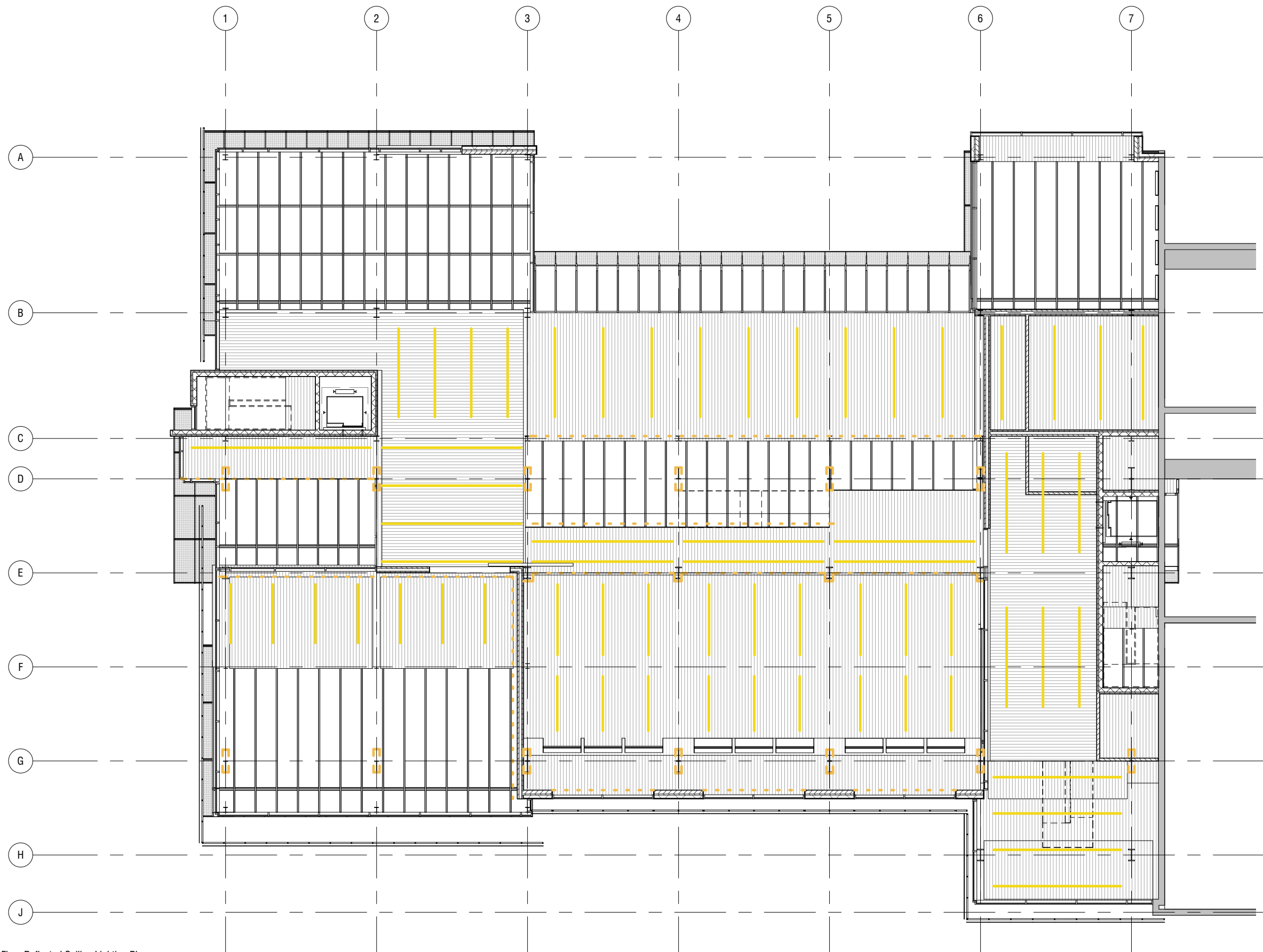
950 Dupont, Toronto ON.

### Lighting Systems & Strategies

scale:	1 : 200
drawn by:	JCT
course title:	GATEWAY
course number:	ARCS 5105
plot date:	11.01.19

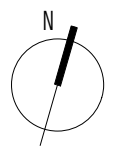
drawing number:

# E1.01



1 Second Floor Reflected Ceiling Lighting Plan  
1 : 200

12/11/2019 5:54:08 AM D:\006\_Dropbox\Drop Box 2015\Dropbox\001\_PERSONAL FILES\002\_SCHOOL\W2\ARCS 5105\Model\Revit\950 Dupont - Design Development 18 - Presentation.rvt



# TREMBLAY

Joel C. Tremblay | 416.908.2271  
100933691 | joeltremblay8@gmail.com

12.12.19	100% Review	JCT
11.29.19	90% Review	JCT
11.01.19	60% Review	JCT
10.04.19	30% Review	JCT
date:	revision:	by:

### HVAC STRATEGY

IN-FLOOR RADIATE HEATING IS USED TO HEAT THE BUILDING DURING THE COLDER MONTHS. THERMAL MASS FLOORS ARE USED AS A MEANS FOR PASSIVE HEATING STRATEGIES. THE HYDRONIC SYSTEM IS LINKED TO A CLOSED LOOP GEOTHERMAL HEATPUMP. ACTIVE COOLING FOR THE PROJECT IS PROVIDED BY ERV'S IN THE LARGE, LESS CONTROLLED SPACES. RADIANT IN FLOOR HEATING IS TO BE INSTALLED IN ALL THE HIGHER CONTROLLED OCCUPIED SPACES AND WILL UTILISE CHILLED BEAMS TO PROVIDE ACTIVE COOLING. THE MAJORITY OF THE DUCTWORK SPANS BETWEEN THE SECOND FLOOR WALKWAY AND FEEDS INTO THE LARGER SPACES. FANS ARE UTILIZED IN SPACES WITH GREATER CEILING HEIGHTS IN ORDER TO PROVIDE A CONSTANT AIRFLOW. HEATING IN THE LARGER OPEN SPACES IS PROVIDED BY FAN COIL UNITS THAT ARE HOOKEC UP TO THE FRESH AIR DUCTS.

### NOMAD - Overland Outfitters

950 Dupont, Toronto ON.

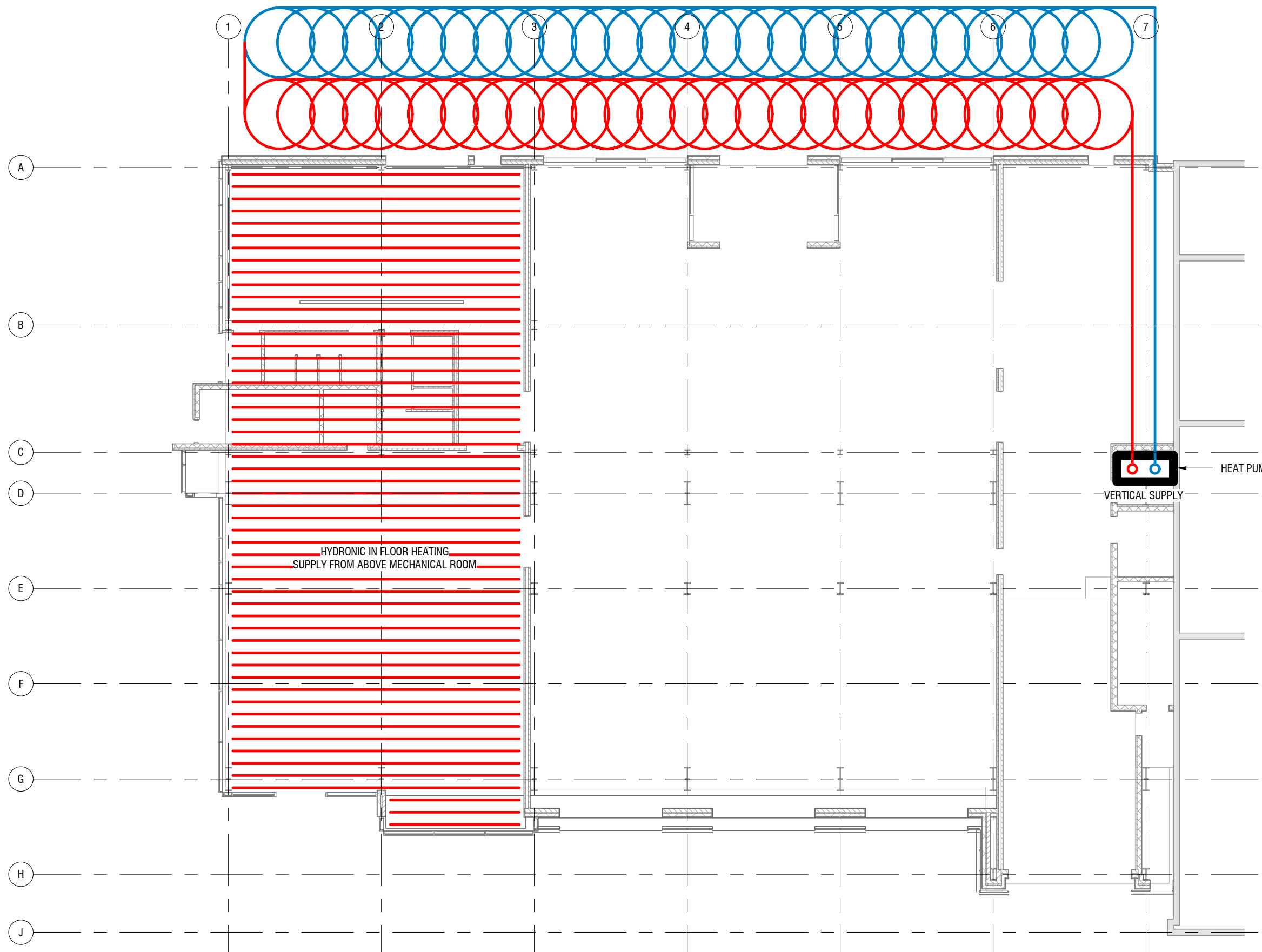
### Heating / Cooling Strategy - Ground Floor

scale:	1 : 200
drawn by:	JCT
course title:	GATEWAY
course number:	ARCS 5105
plot date:	11.01.19

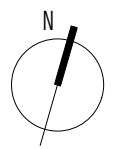
drawing number:

# M1.01

GEOTHERMAL HEAT EXCHANGE



1 Ground Floor Heating Plan  
1 : 200



12.12.19	100% Review	JCT
11.29.19	90% Review	JCT
11.01.19	60% Review	JCT
10.04.19	30% Review	JCT
date:	revision:	by:

### HVAC STRATEGY

IN-FLOOR RADIATE HEATING IS USED TO HEAT THE BUILDING DURING THE COLDER MONTHS. THERMAL MASS FLOORS ARE USED AS A MEANS FOR PASSIVE HEATING STRATEGIES. THE HYDRONIC SYSTEM IS LINKED TO A CLOSED LOOP GEOTHERMAL HEATPUMP. ACTIVE COOLING FOR THE PROJECT IS PROVIDED BY ERV'S IN THE LARGE, LESS CONTROLLED SPACES. RADIANT IN FLOOR HEATING IS TO BE INSTALLED IN ALL THE HIGHER CONTROLLED OCCUPIED SPACES AND WILL UTILISE CHILLED BEAMS TO PROVIDE ACTIVE COOLING. THE MAJORITY OF THE DUCTWORK SPANS BETWEEN THE SECOND FLOOR WALKWAY AND FEEDS INTO THE LARGER SPACES. FANS ARE UTILIZED IN SPACES WITH GREATER CEILING HEIGHTS IN ORDER TO PROVIDE A CONSTANT AIRFLOW. HEATING IN THE LARGER OPEN SPACES IS PROVIDED BY FAN COIL UNITS THAT ARE HOOKEC UP TO THE FRESH AIR DUCTS.

### NOMAD - Overland Outfitters

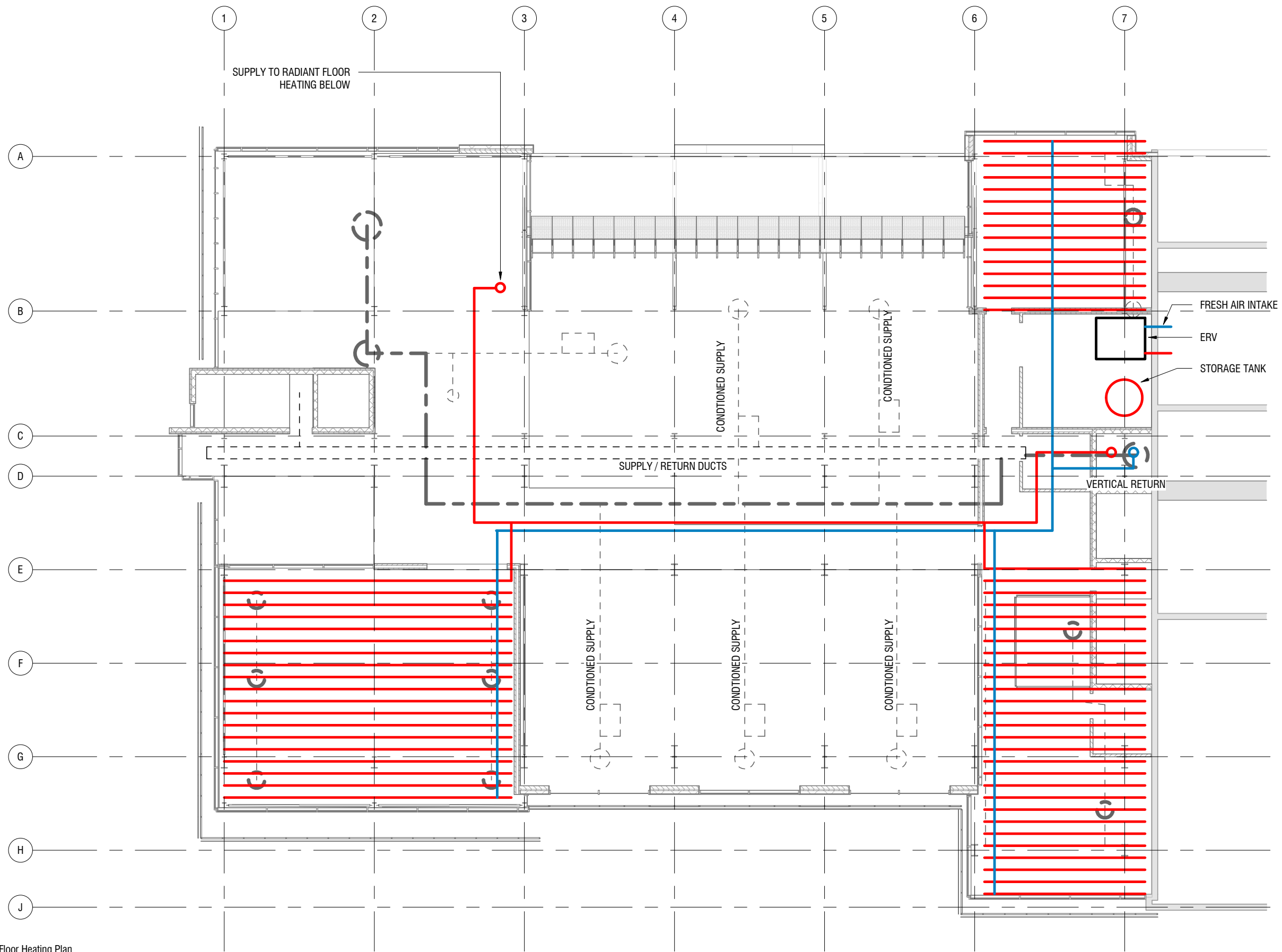
950 Dupont, Toronto ON.

### Heating / Cooling Strategy - Second Floor

scale:	1 : 200
drawn by:	JCT
course title:	GATEWAY
course number:	ARCS 5105
plot date:	11.01.19

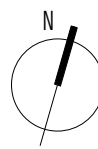
drawing number:

# M1.02



1 Second Floor Heating Plan  
1 : 200

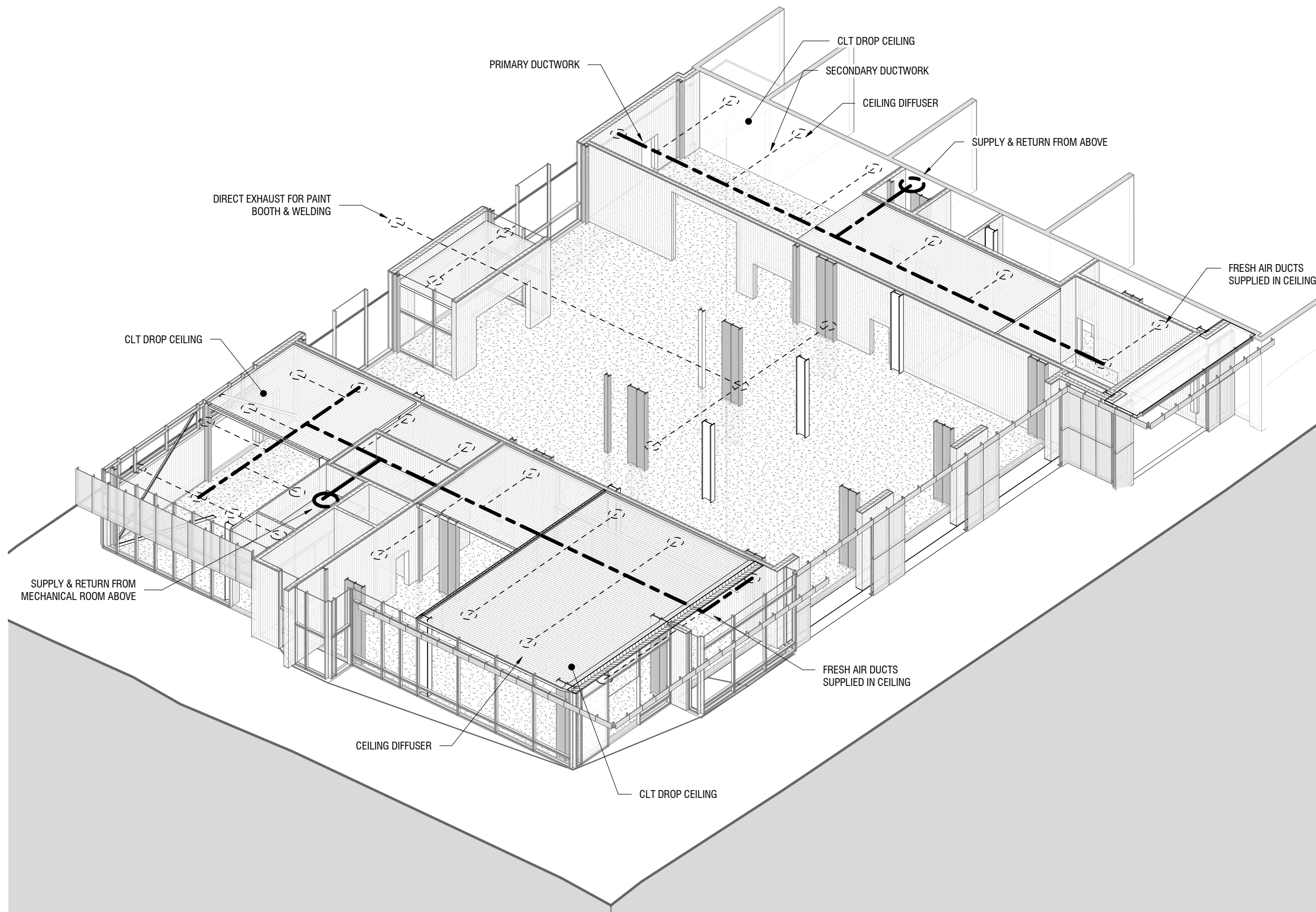
12/11/2019 5:54:10 AM D:\006\_Dropbox\Dropbox\Drop Box 2015\Dropbox\001\_PERSONAL FILES\002\_SCHOOL\W2\ARCS 5105\Mode\Revit\950 Dupont - Design Development 18 - Presentation.rvt



# TREMBLAY

Joel C. Tremblay | 416.908.2271  
100933691 | joeltremblay8@gmail.com

12.12.19	100% Review	JCT
11.29.19	90% Review	JCT
11.01.19	60% Review	JCT
10.04.19	30% Review	JCT
date:	revision:	by:



## NOMAD - Overland Outfitters

950 Dupont, Toronto ON.

### HVAC - Ground Floor

scale:  
 drawn by: JCT  
 course title: GATEWAY  
 course number: ARCS 5105  
 plot date: 11.01.19

drawing number:

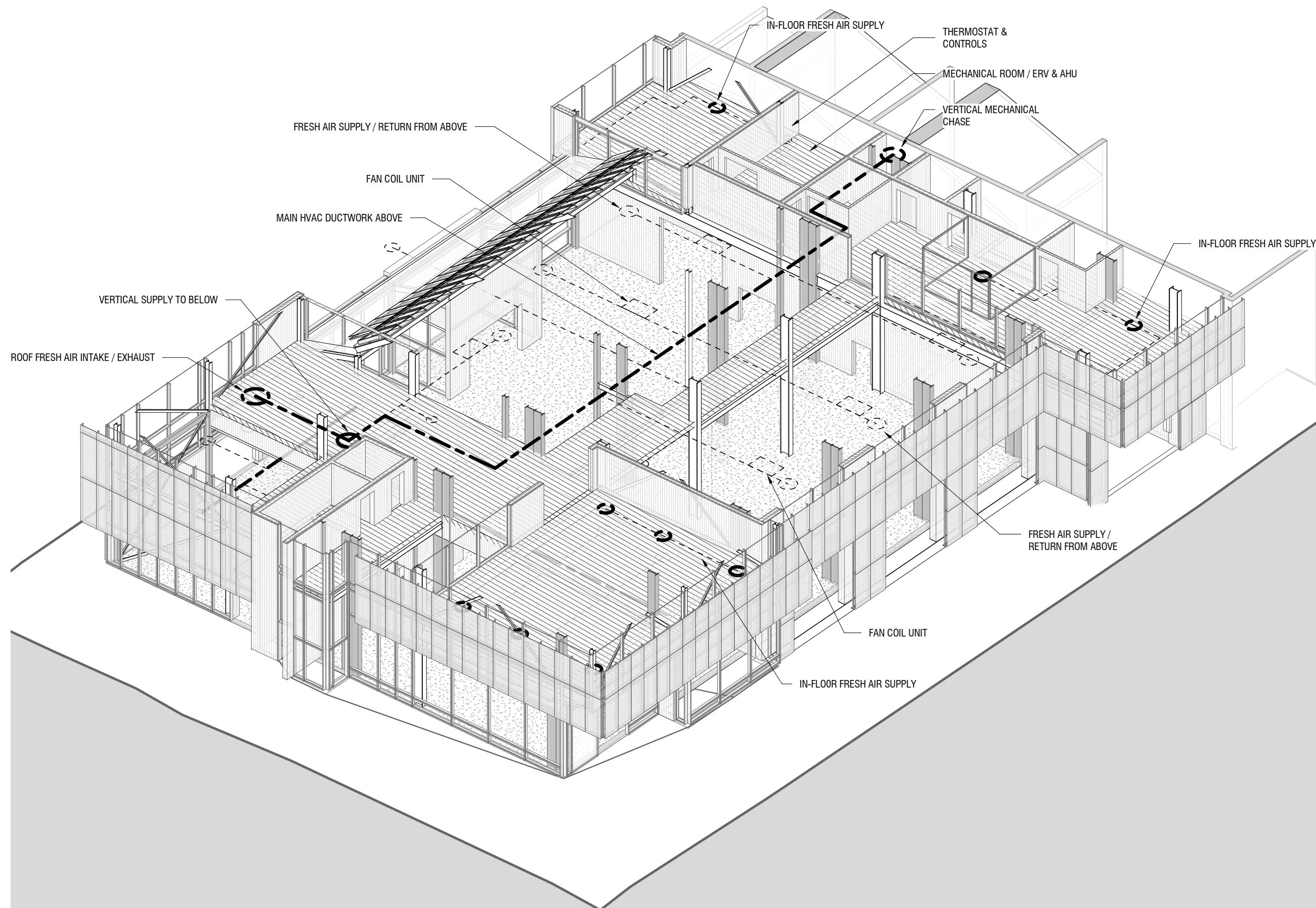
# M1.03



# TREMBLAY

Joel C. Tremblay | 416.908.2271  
100933691 | joeltremblay8@gmail.com

12.12.19	100% Review	JCT
11.29.19	90% Review	JCT
11.01.19	60% Review	JCT
10.04.19	30% Review	JCT
date:	revision:	by:



## NOMAD - Overland Outfitters

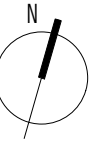
950 Dupont, Toronto ON.

### HVAC - Second Floor

scale:	
drawn by:	JCT
course title:	GATEWAY
course number:	ARCS 5105
plot date:	11.01.19

drawing number:

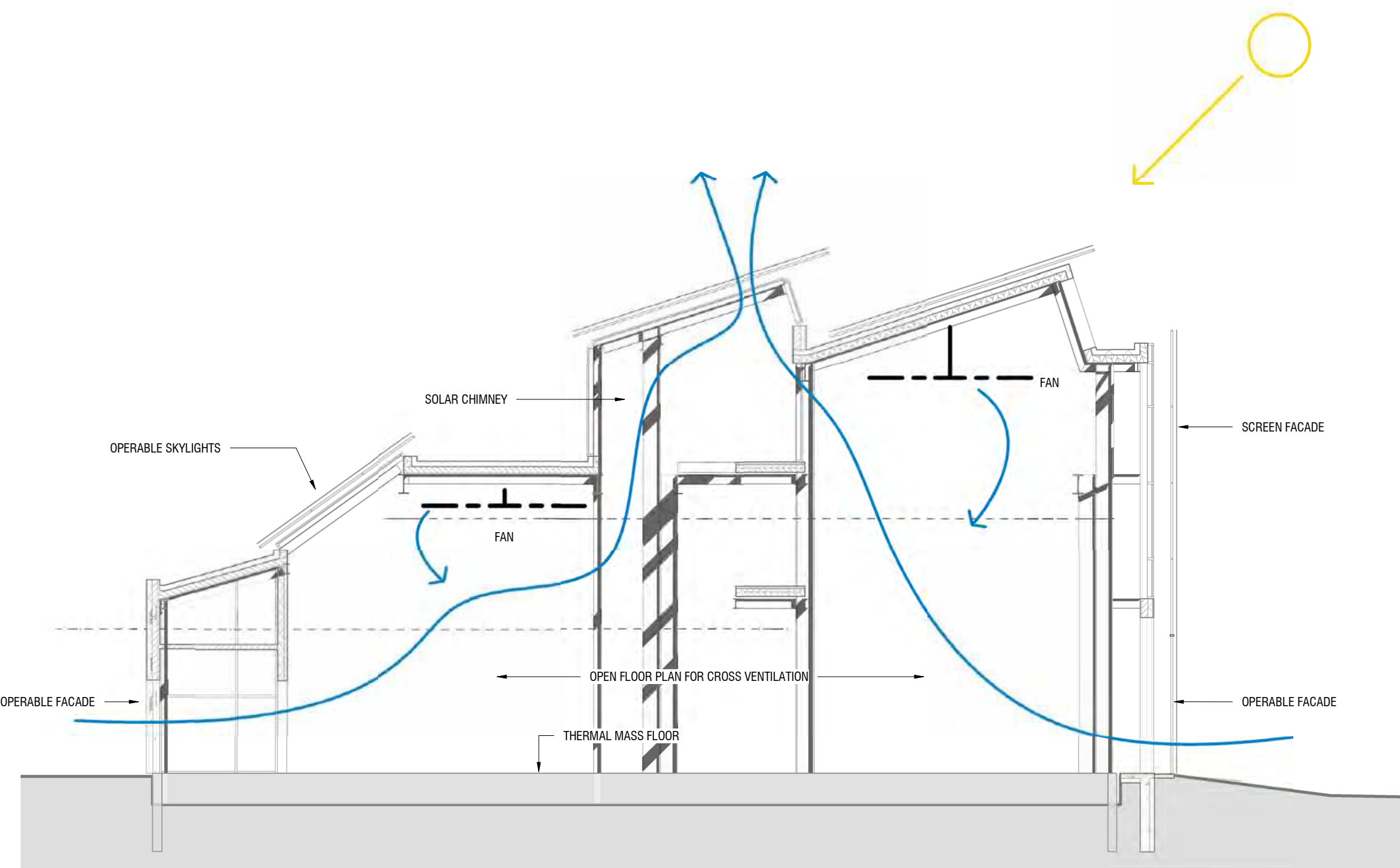
# M1.04



12.12.19	100% Review	JCT
11.29.19	90% Review	JCT
11.01.19	60% Review	JCT
10.04.19	30% Review	JCT
date:	revision:	by:

### ENVIRONMENTAL STEWARDSHIP

THE MAIN WINGS OF THE PROJECT OPEN UP DURING THE DAY WHILE IT IS OCCUPIED. SKYLIGHTS ACT AS A HEAT DUMP / VENTILATION OUTLET. A LARGE FAN INSIDE THE DOUBLE HEIGHT SPACE SPINS AT A LOW VELOCITY IN ORDER TO HAVE A CONSTANT AIRFLOW. CEILING PLENUMS INTRODUCE FRESH AIR INTO THE SPACES. AIR IS EXCHANGED VIA AN ERV FOR THE MAJOR WINGS OF THE PROJECT.



### NOMAD - Overland Outfitters

950 Dupont, Toronto ON.

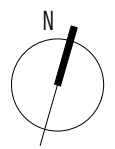
### Passive Cooling Strategy

scale:	1 : 150
drawn by:	JCT
course title:	GATEWAY
course number:	ARCS 5105
plot date:	11.01.19

drawing number:

# M1.05





12.12.19	100% Review	JCT
11.29.19	90% Review	JCT
11.01.19	60% Review	JCT
10.04.19	30% Review	JCT
date:	revision:	by:

### GENERAL NOTES:

Water is collected from the roofs and rain-water run off grilles and treated with a UV filter. Fresh water is stored in a cistern and supplies domestic items throughout the project. Grey water is treated on-site with a living machine. Rain & Storm water is collected on site in a storage tank to be used to maintain the green roofs.

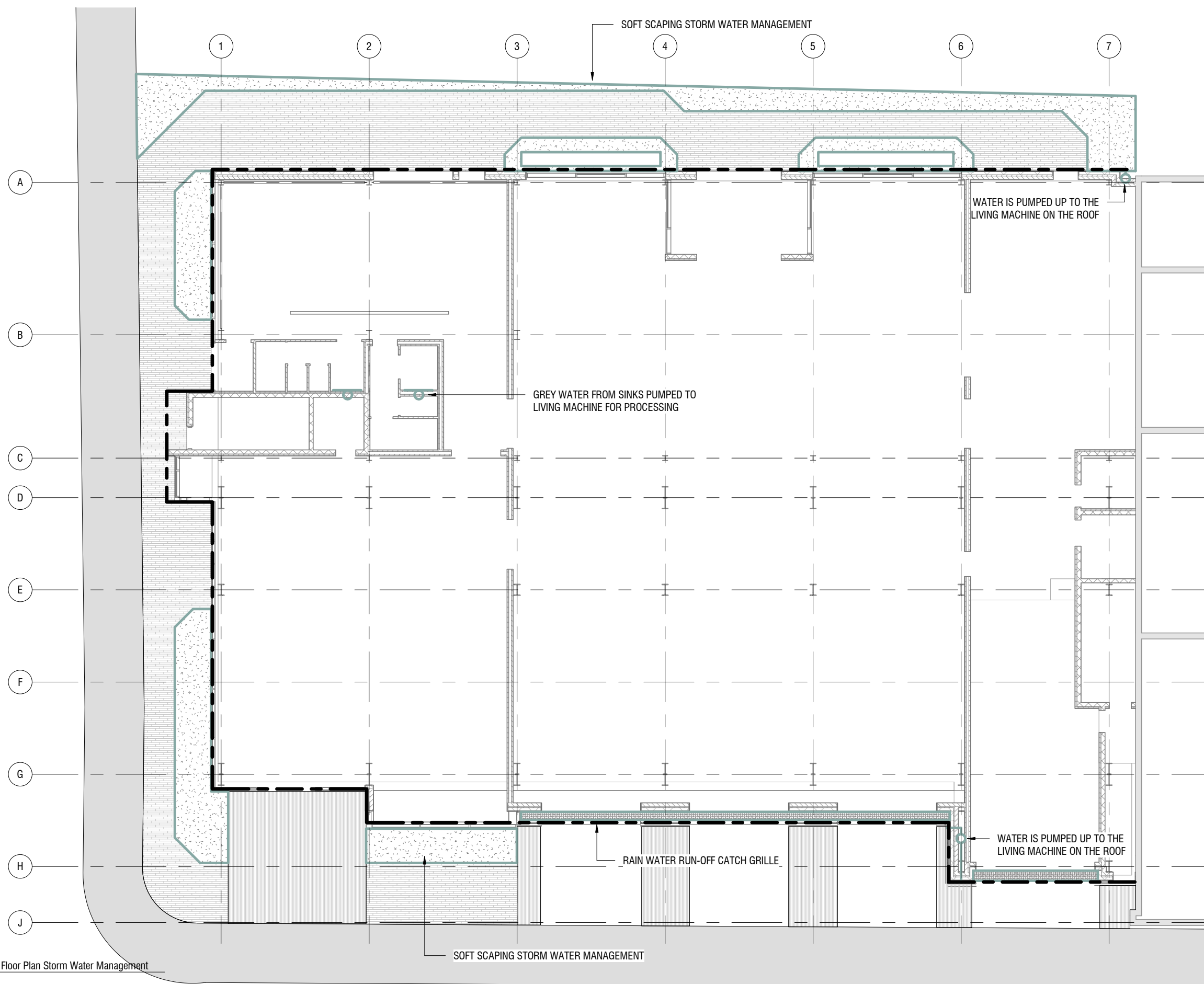
## NOMAD - Overland Outfitters

950 Dupont, Toronto ON.

### Water Management Strategies

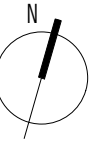
scale:	1 : 200
drawn by:	JCT
course title:	GATEWAY
course number:	ARCS 5105
plot date:	11.01.19

drawing number:



1 Ground Floor Plan Storm Water Management  
1 : 200

12/11/2019 5:54:57 AM D:\006\_Dropbox\Dropbox\Drop Box 2015\Dropbox\001\_PERSONAL FILES\002\_SCHOOL\M2\ARCS 5105\Model\Revit\950 Dupont - Design Development 18 - Presentation.rvt



12.12.19	100% Review	JCT
11.29.19	90% Review	JCT
11.01.19	60% Review	JCT
10.04.19	30% Review	JCT
date:	revision:	by:

### PRIMARY BUILDING STRUCTURE

THE MAJOR LOAD BEARING SUPPORT STRUCTURE OF THE PROJECT IS STEEL WHICH WILL TRANSFER LOADS DOWN THROUGH THE CONCRETE FOUNDATIONS. THE MAIN LOAD BEARING COLUMNS ARE THE EXISTING STEEL WIDE FLANGE MEMBERS. THE NEW STEEL ERECTED IS TO SUPPORT THE NEW ROOF AND INTERMEDIATE FLOORS AND IS TO BE LEFT EXPOSED FOR ARCHITECTURAL EXPRESSION. FOR THE GRID OF NEW STEEL COLUMNS, NEW CONCRETE PILES WILL HAVE TO BE INSTALLED.

### NOMAD - Overland Outfitters

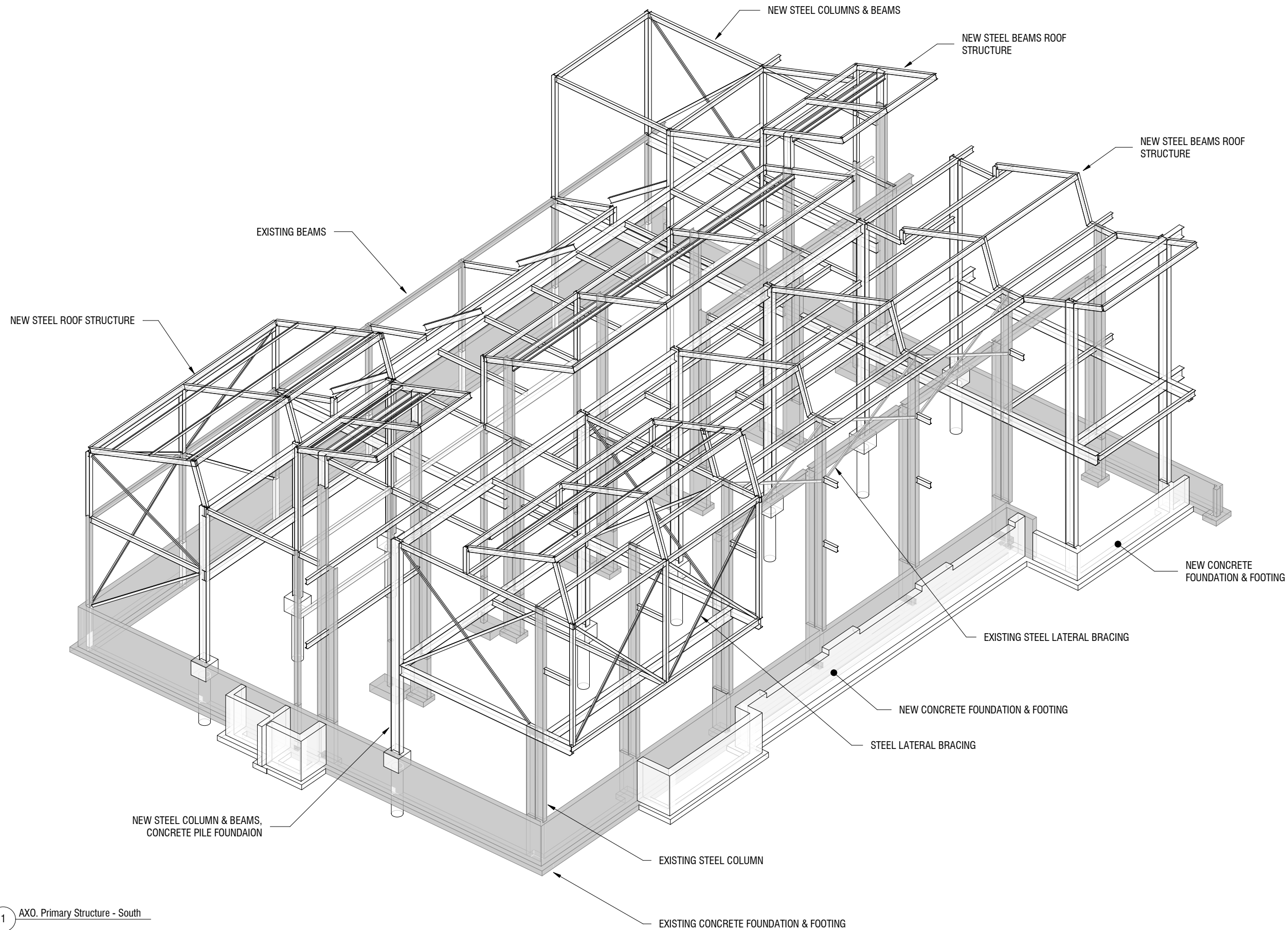
950 Dupont, Toronto ON.

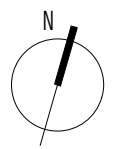
### Primary Structural Diagram

scale:	
drawn by:	JCT
course title:	GATEWAY
course number:	ARCS 5105
plot date:	11.01.19

drawing number:

# S1.01





12.12.19	100% Review	JCT
11.29.19	90% Review	JCT
11.01.19	60% Review	JCT
10.04.19	30% Review	JCT
date:	revision:	by:

### PRIMARY BUILDING STRUCTURE

THE MAJOR LOAD BEARING SUPPORT STRUCTURE OF THE PROJECT IS STEEL WHICH WILL TRANSFER LOADS DOWN THROUGH THE CONCRETE FOUNDATIONS. THE MAIN LOAD BEARING COLUMNS ARE THE EXISTING STEEL WIDE FLANGE MEMBERS. THE NEW STEEL ERECTED IS TO SUPPORT THE NEW ROOF AND INTERMEDIATE FLOORS AND IS TO BE LEFT EXPOSED FOR ARCHITECTURAL EXPRESSION. FOR THE GRID OF NEW STEEL COLUMNS, NEW CONCRETE PILES WILL HAVE TO BE INSTALLED.

### NOMAD - Overland Outfitters

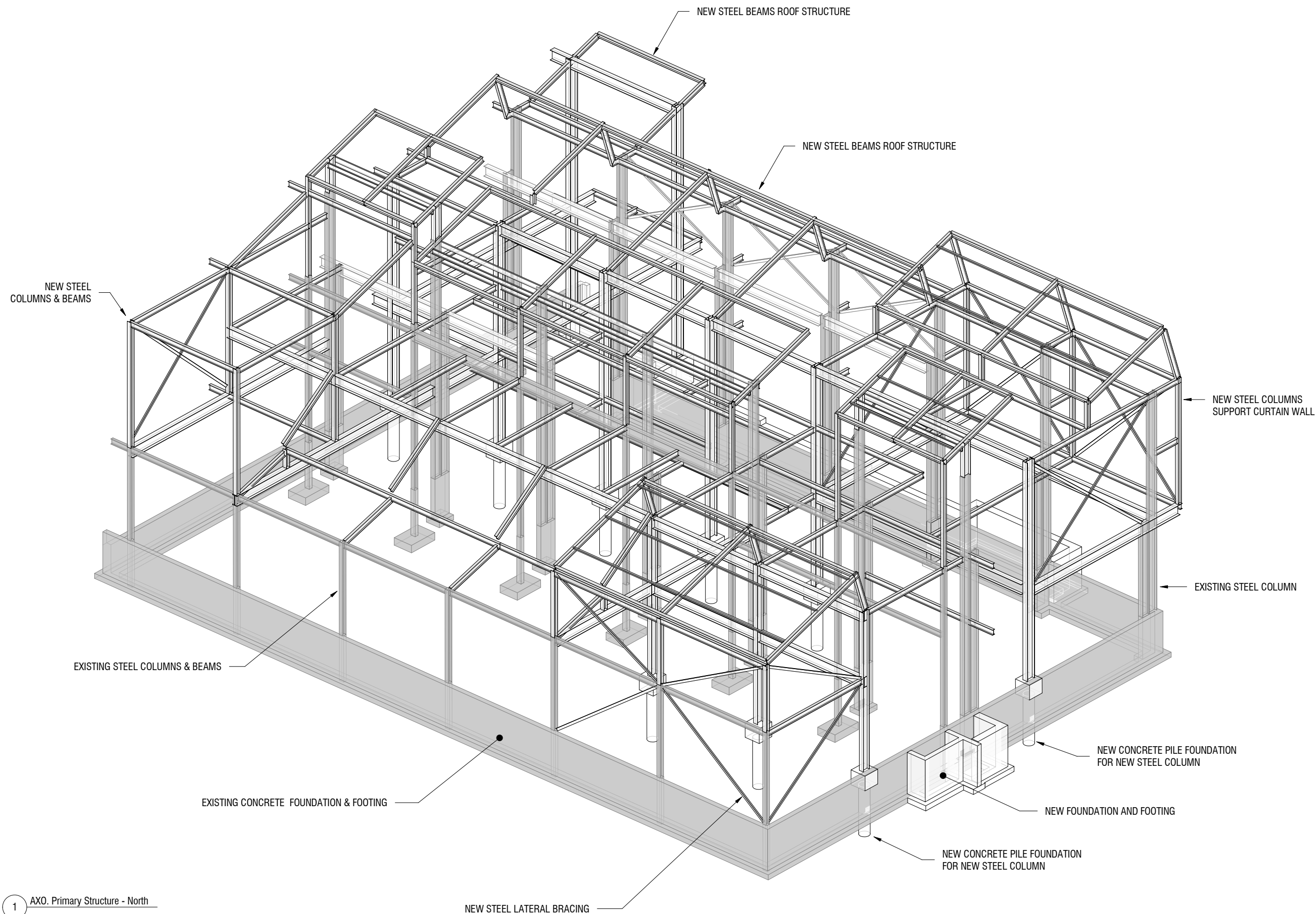
950 Dupont, Toronto ON.

### Primary Structural Diagram

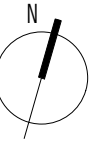
scale:	
drawn by:	JCT
course title:	GATEWAY
course number:	ARCS 5105
plot date:	11.01.19

drawing number:

# S1.02



1 AXO. Primary Structure - North



12.12.19	100% Review	JCT
11.29.19	90% Review	JCT
11.01.19	60% Review	JCT
10.04.19	30% Review	JCT
date:	revision:	by:

### SECONDARY STRUCTURAL SYSTEMS

CROSS-LAMINATED TIMBER ROOFS, WALLS AND FLOORS ARE TO SPAN BETWEEN THE STEEL BEAMS. THE HEAVY TIMBER CONSTRUCTION WILL ACT AS LATERAL BRACING TO THE STEEL FRAMING. THE BENEFIT TO USING CLT IS THE FACT THAT IT IS A RENEWABLE RESOURCE AND IS LESS CONDUCTIVE THAN STEEL REGARDING THERMAL PROPERTIES. WOOD BRINGS WARMTH TO THE PROJECT WHICH IS CURRENTLY DOMINATED BY STEEL. THE GOAL IS TO CREATE A DELICATE HARMONY BETWEEN THE PRIMARY STEEL STRUCTURE AND THE CLT CONSTRUCTED PANELS

### NOMAD - Overland Outfitters

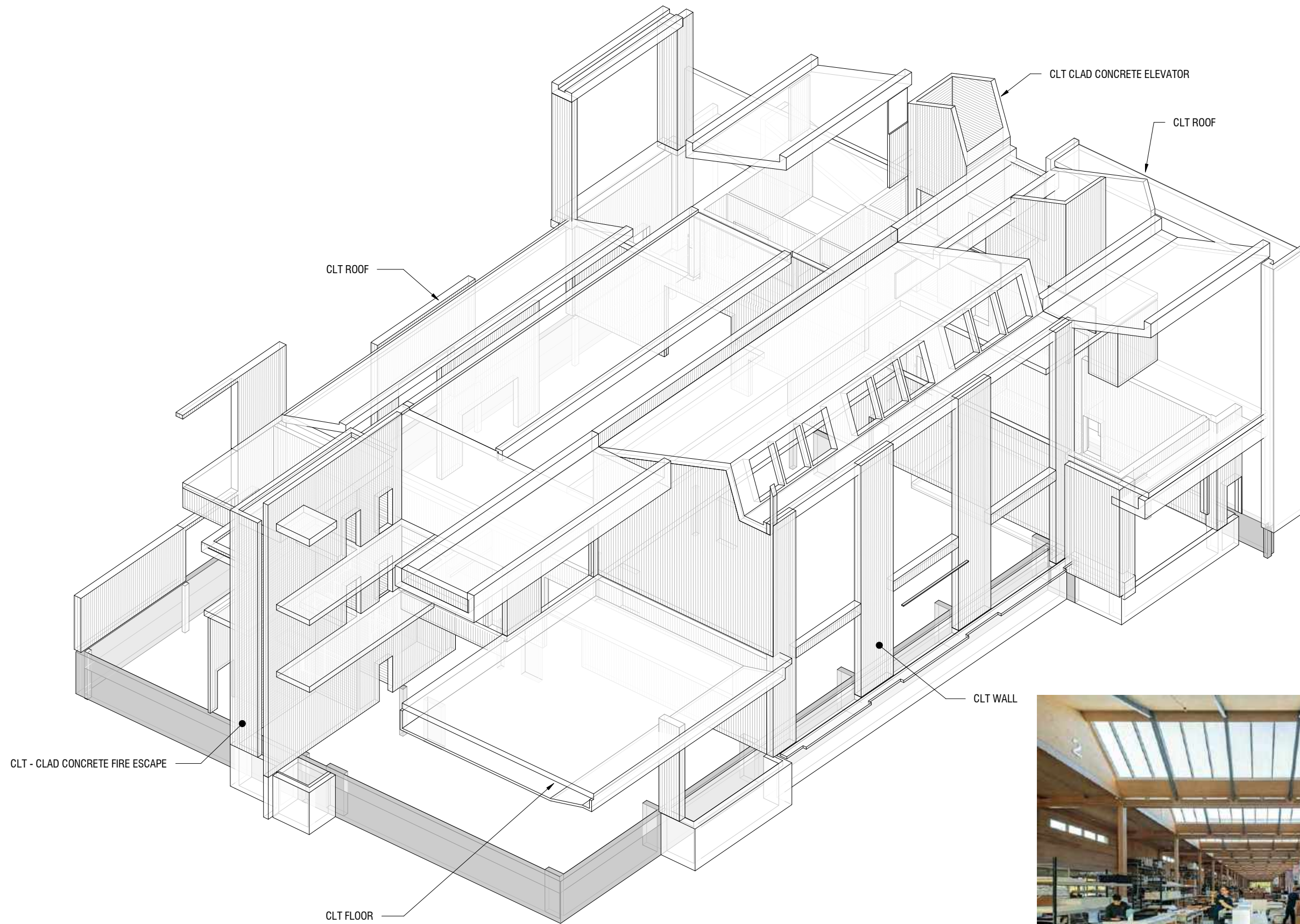
950 Dupont, Toronto ON.

### Secondary Structural Diagram

scale:	
drawn by:	JCT
course title:	GATEWAY
course number:	ARCS 5105
plot date:	11.01.19

drawing number:

# S1.03



PRECEDENT : Factory Building in Leamington Spa. by: Waugh Thistleton Architects



12.12.19	100% Review	JCT
11.29.19	90% Review	JCT
11.01.19	60% Review	JCT
10.04.19	30% Review	JCT
date:	revision:	by:

### SECONDARY STRUCTURAL SYSTEMS

CROSS-LAMINATED TIMBER ROOFS, WALLS AND FLOORS ARE TO SPAN BETWEEN THE STEEL BEAMS. THE HEAVY TIMBER CONSTRUCTION WILL ACT AS LATERAL BRACING TO THE STEEL FRAMING. THE BENEFIT TO USING CLT IS THE FACT THAT IT IS A RENEWABLE RESOURCE AND IS LESS CONDUCTIVE THAN STEEL REGARDING THERMAL PROPERTIES. WOOD BRINGS WARMTH TO THE PROJECT WHICH IS CURRENTLY DOMINATED BY STEEL. THE GOAL IS TO CREATE A DELICATE HARMONY BETWEEN THE PRIMARY STEEL STRUCTURE AND THE CLT CONSTRUCTED PANELS

### NOMAD - Overland Outfitters

950 Dupont, Toronto ON.

### Secondary Structural Diagram

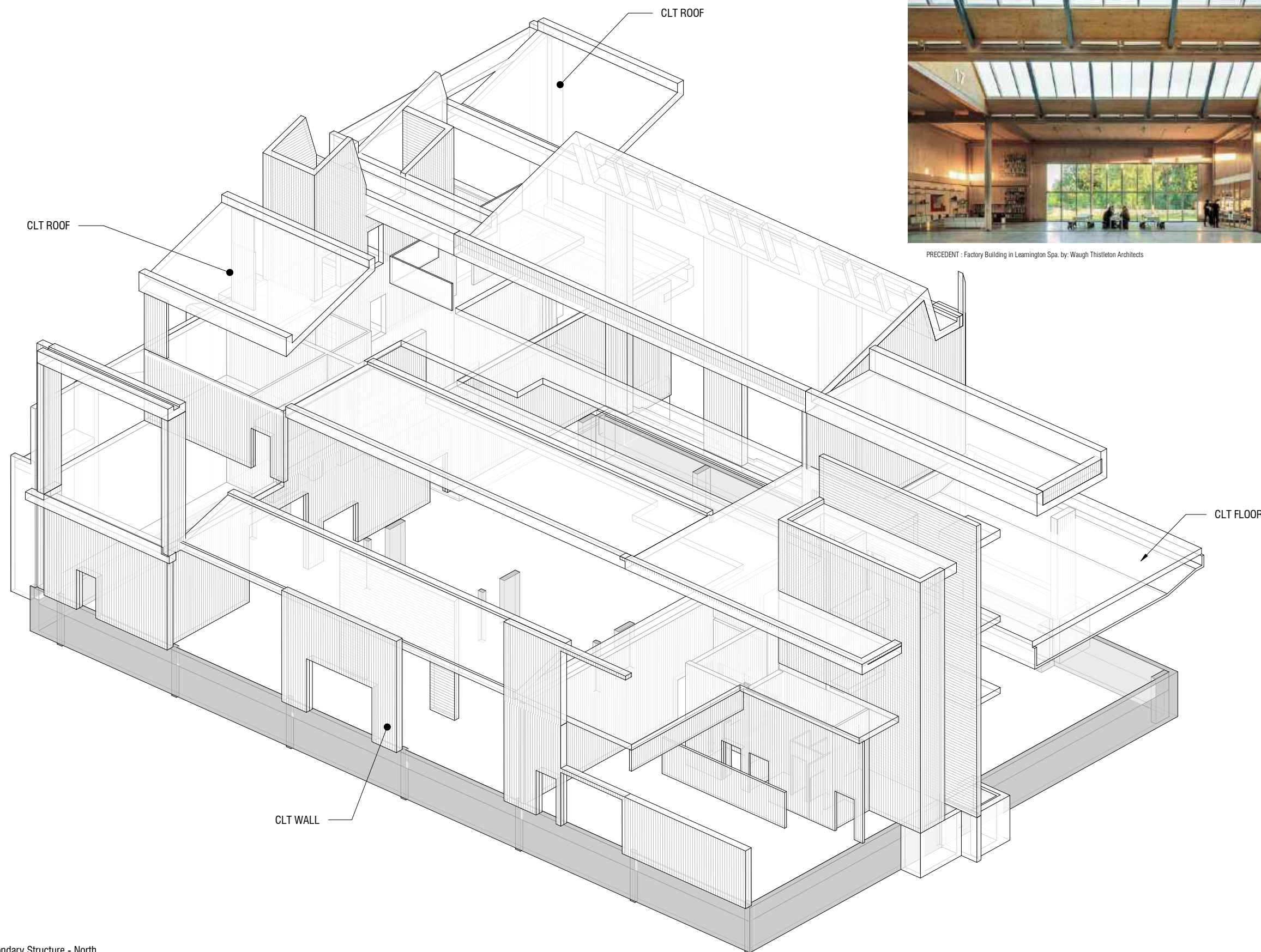
scale:	
drawn by:	JCT
course title:	GATEWAY
course number:	ARCS 5105
plot date:	11.01.19

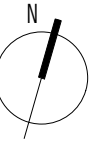
drawing number:

# S1.04



PRECEDENT: Factory Building in Learnington Spa. by: Waugh Thistleton Architects





12.12.19	100% Review	JCT
11.29.19	90% Review	JCT
11.01.19	60% Review	JCT
10.04.19	30% Review	JCT
date:	revision:	by:

### **TERTIARY STRUCTURAL SYSTEMS**

THE SECOND SKIN OF THE PROJECT IS AN EXTRUDED ACRYLIC PERFORATED PANEL SYSTEM DESIGNED WITH A SERIES OF PATTERNS THAT PLAY ON THE LEVEL OF TRANSPARENCY OF THE PANELS. REFER TO FACADE DETAILS. THE SECOND SKIN IS SUPPORTED BY A STEEL HSS FRAMEWORK THAT BEARS ON ITS OWN FOUNDATIONS AND CLIPS ONTO THE EXTERIOR WALLS WITH THERMALLY BROKEN HANGERS. REFER TO WALL DETAILS. THE CURTAIN WALLS ARE OF HEAVY-TIMBER GLULAMN TO PAIR WITH THE USE OF WOOD IN THE PROJECT.

### **NOMAD - Overland Outfitters**

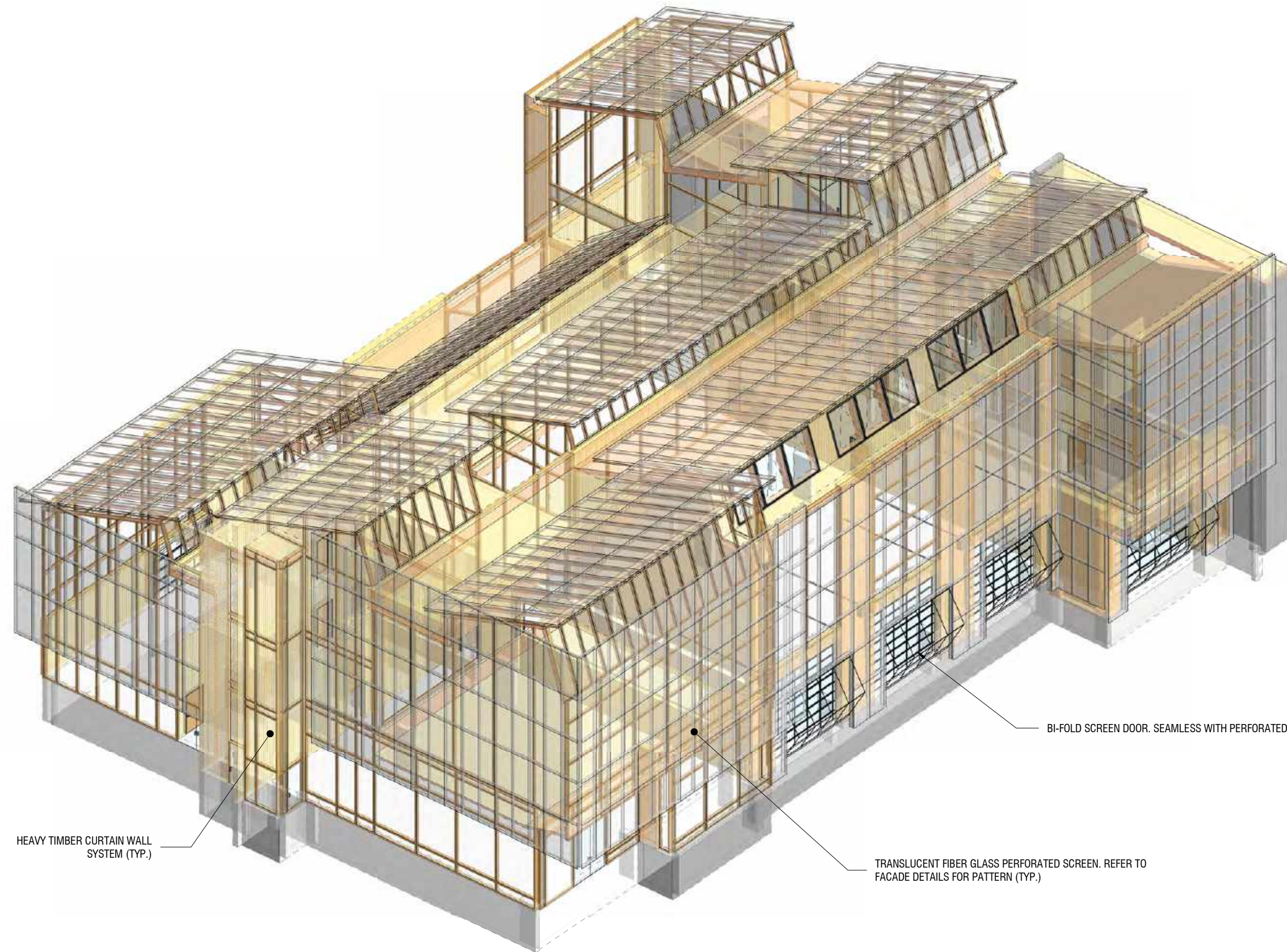
950 Dupont, Toronto ON.

### **Tertiary Structural Systems**

scale:	
drawn by:	JCT
course title:	GATEWAY
course number:	ARCS 5105
plot date:	11.01.19

drawing number:

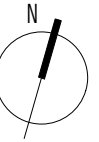
# S1.05



HEAVY TIMBER CURTAIN WALL SYSTEM (TYP.)

TRANSLUCENT FIBER GLASS PERFORATED SCREEN. REFER TO FACADE DETAILS FOR PATTERN (TYP.)

BI-FOLD SCREEN DOOR. SEAMLESS WITH PERFORATED SCREEN



12.12.19	100% Review	JCT
11.29.19	90% Review	JCT
11.01.19	60% Review	JCT
10.04.19	30% Review	JCT
date:	revision:	by:

### **TERTIARY STRUCTURAL SYSTEMS**

THE SECOND SKIN OF THE PROJECT IS AN EXTRUDED ACRYLIC PERFORATED PANEL SYSTEM DESIGNED WITH A SERIES OF PATTERNS THAT PLAY ON THE LEVEL OF TRANSPARENCY OF THE PANELS. REFER TO FACADE DETAILS. THE SECOND SKIN IS SUPPORTED BY A STEEL HSS FRAMEWORK THAT BEARS ON ITS OWN FOUNDATIONS AND CLIPS ONTO THE EXTERIOR WALLS WITH THERMALLY BROKEN HANGERS. REFER TO WALL DETAILS. THE CURTAIN WALLS ARE OF HEAVY-TIMBER GLULAMN TO PAIR WITH THE USE OF WOOD IN THE PROJECT.

### **NOMAD - Overland Outfitters**

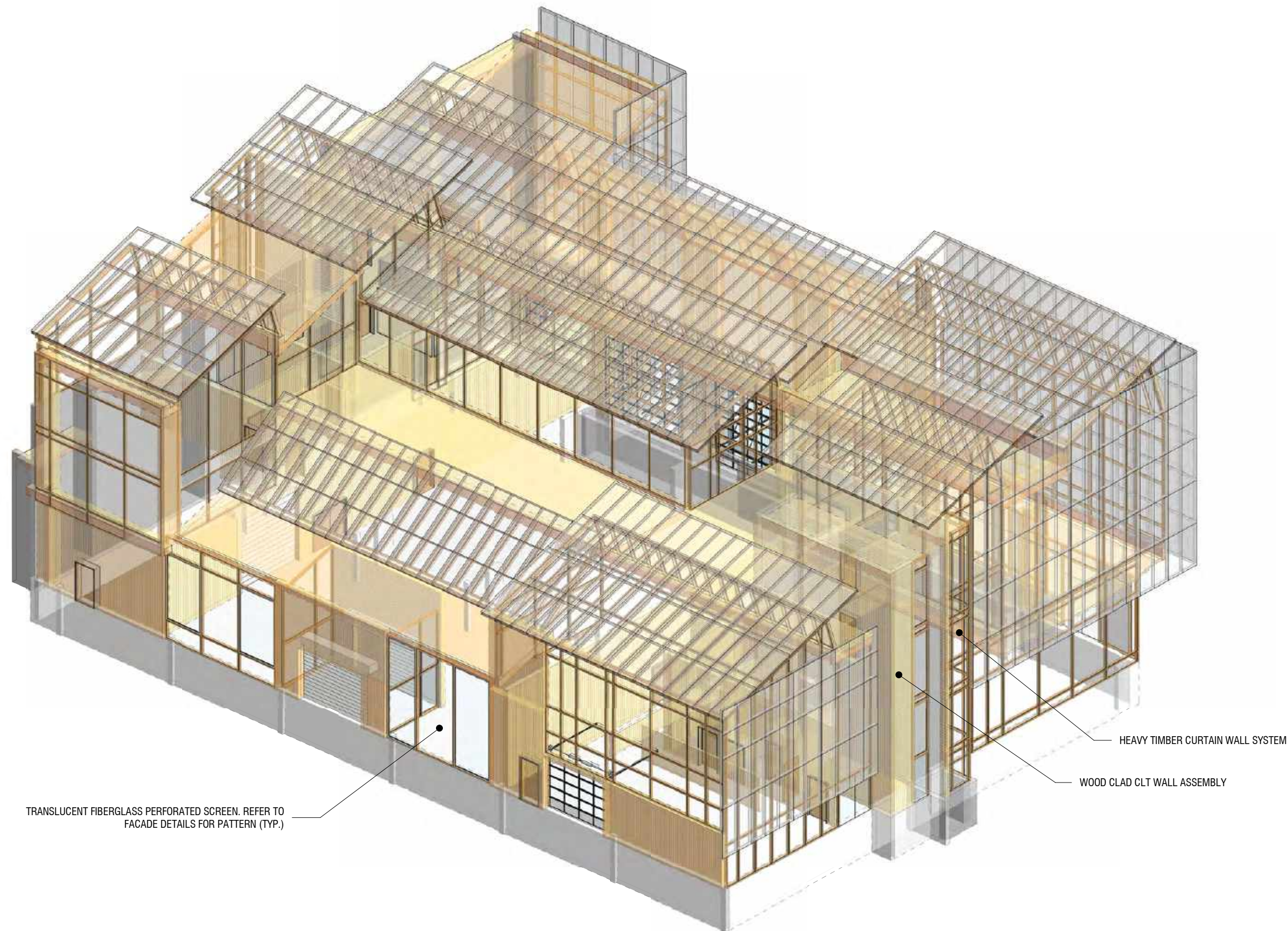
950 Dupont, Toronto ON.

### **Tertiary Structural Systems**

scale:	
drawn by:	JCT
course title:	GATEWAY
course number:	ARCS 5105
plot date:	11.01.19

drawing number:

# S1.06



TRANSLUCENT FIBERGLASS PERFORATED SCREEN. REFER TO FACADE DETAILS FOR PATTERN (TYP.)

HEAVY TIMBER CURTAIN WALL SYSTEM

WOOD CLAD CLT WALL ASSEMBLY